



BALKAN CRIMINOLOGY

Balkan homicide study in Romania

Andra-Roxana Trandafir, Faculty of Law, University of Bucharest

Reana Bezic, Faculty of Law, University of Zagreb



Hosted by University of Zagreb's
Faculty of Law

Supported by the Global Initiative Against
Transnational Organised Crime's Resilience Fund

A Former Max Planck Partner Group between
Freiburg MPICC & Zagreb Faculty of Law





Context

- Basic homicide ('killing a person...') - sentencing range 10 - 20 years
- The legal description, as well as the sentencing framework for this offence have remained the same during 1969 – today
- The sentencing was higher before 1969 (but no such case entered into the BHS analysis)
- Attempt is punished the same for all offences, meaning with a sentence reduced by half (thus, 5-10 years for homicide)

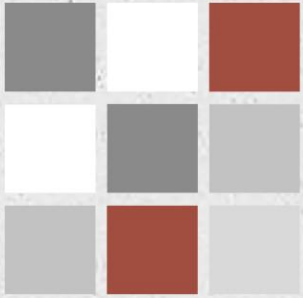




Context

- The aggravated form of murder (qualified homicide) is prescribed in a separate article with a sentencing range 15 - 25 years or life imprisonment and ban on certain rights
- Ban on certain rights can also be applied together with the main sentence.
- Privileged homicide is not regulated as such, but some forms exist in the Criminal Code (infanticide, killing on request).
- Aggravated and mitigating circumstances are applicable in case of homicide
- Admission of guilt not available for qualified homicide

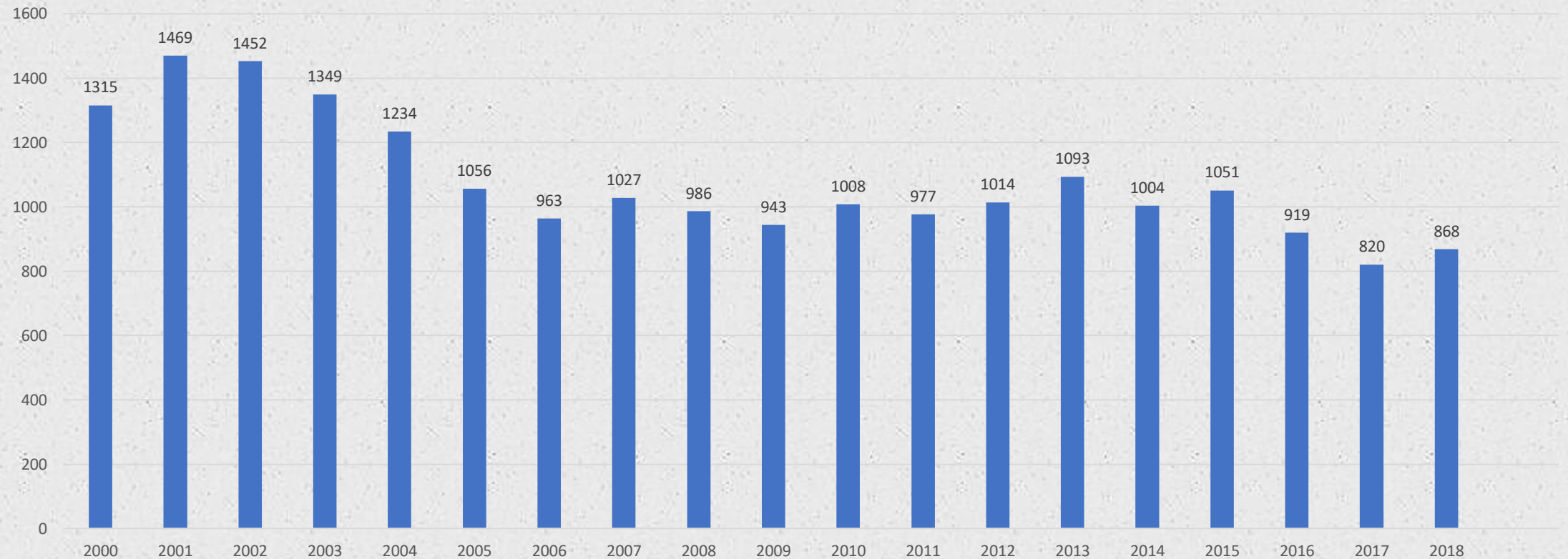


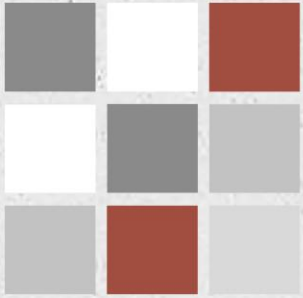


Context

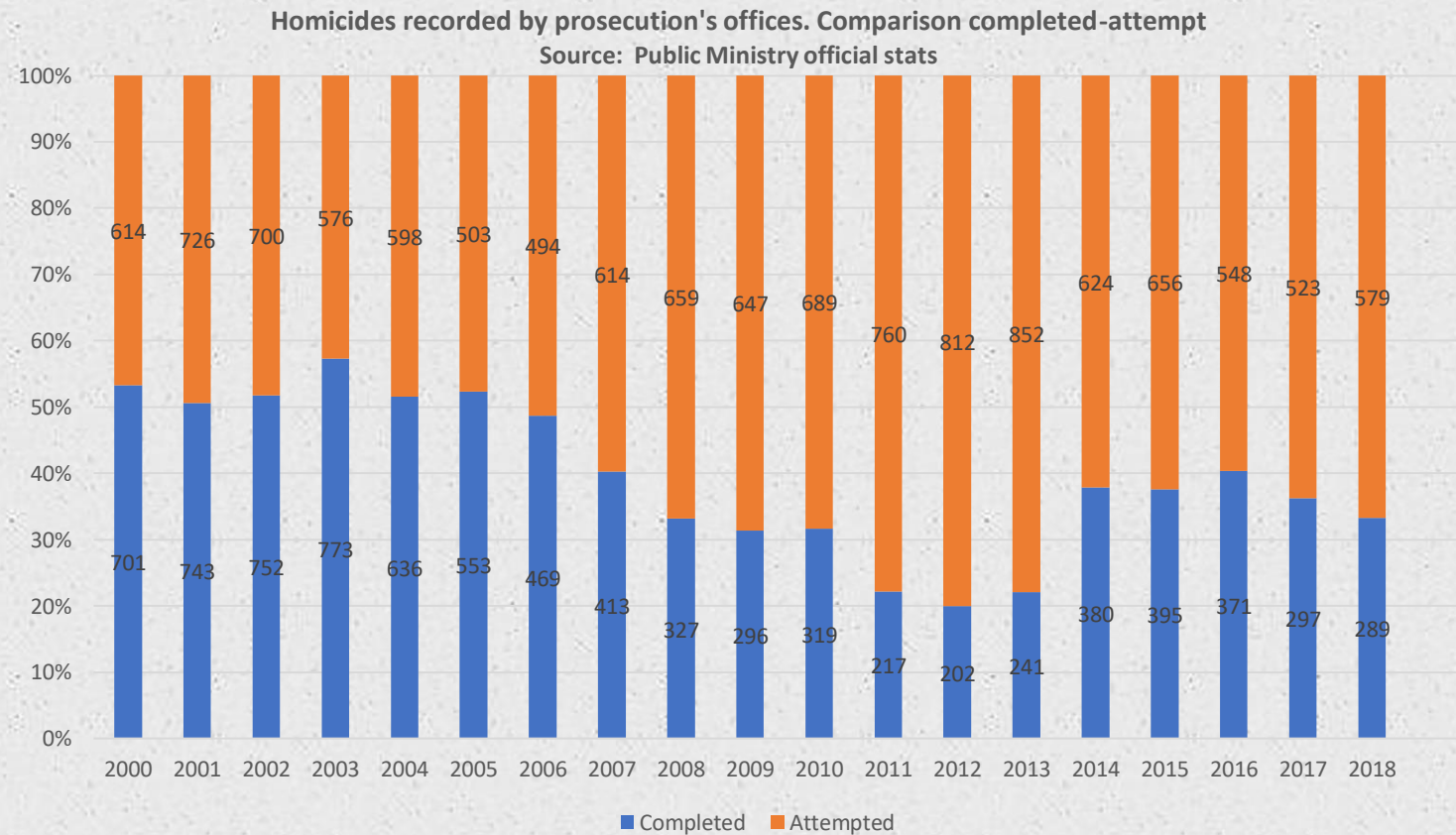
Homicide recorded by prosecution's offices

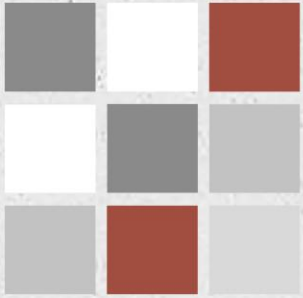
Source: Public Ministry Official Stats



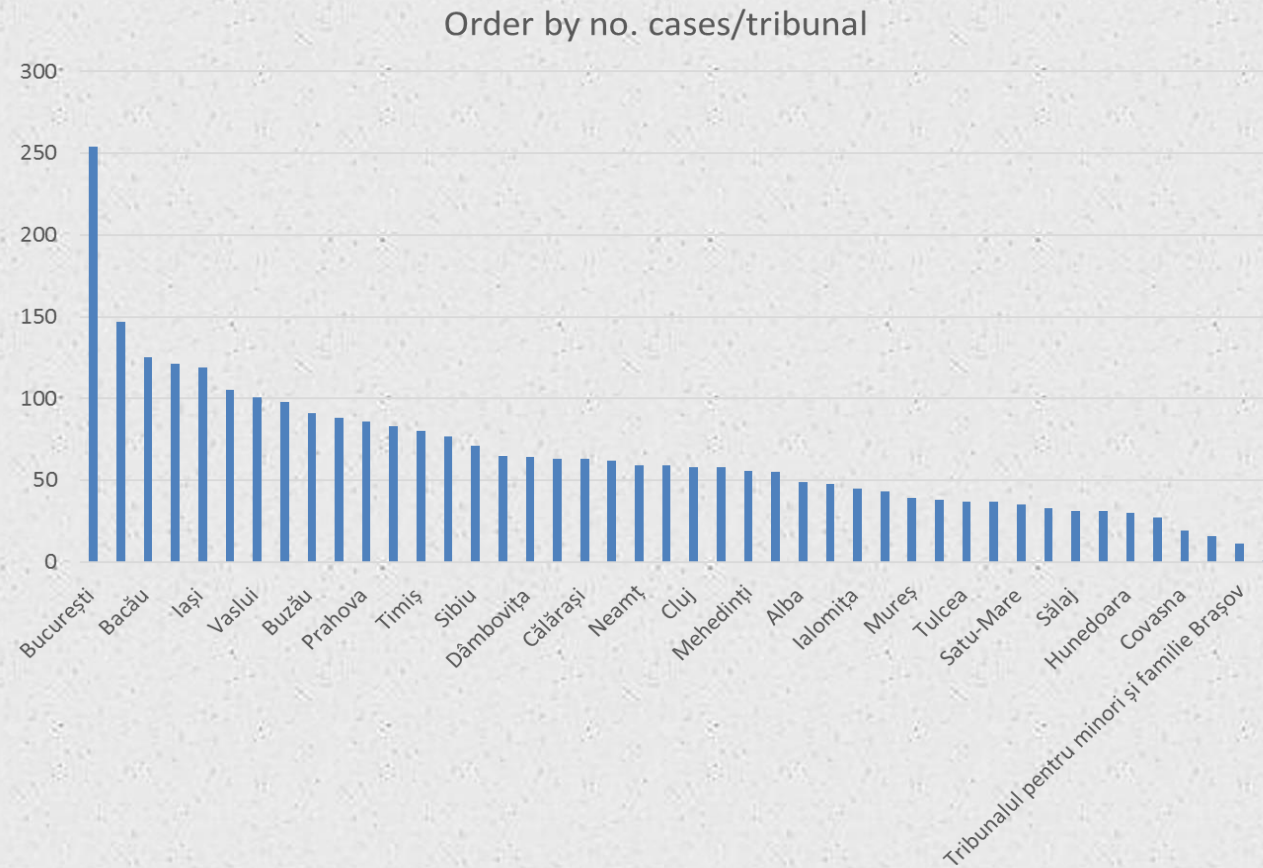


Context





Romanian data – BHS sampling



Romanian data – BHS sampling

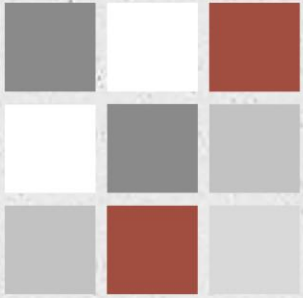
Macroregiunea	Nume	Total	Urban total	Rural Total	Procent rural	
	3 Dambovita		528426	169333	359093	67.95521038
	3 Giurgiu		276781	90348	186433	67.35758596
	3 Teleorman		389433	141850	247583	63.57524914
	2 Vrancea		391169	147265	243904	62.35258929
	1 Bistrita Nasaud		329188	129107	200081	60.7801621
	2 Neamt		577359	226920	350439	60.69689742
	3 Calarsi		317293	127090	190203	59.9455393
	2 Buzau		478811	202931	275880	57.6177239
	1 Salaj		247537	106907	140630	56.81170896
	2 Botosani		455973	197705	258268	56.64107305
	4 Olt		450094	195669	254425	56.52708101
	2 Suceava		743645	324262	419383	56.39559198
	1 Harghita		333674	147568	186106	55.77479816
	3 Ilfov		390751	174978	215773	55.22007621
	2 Vaslui		479815	219115	260700	54.33344101
	2 Bacau		746566	352025	394541	52.84743747
	3 Ialomita		293658	139227	154431	52.58872566
	4 Valcea		403171	193923	209248	51.90055832
	1 Satu-Mare		390639	188260	202379	51.80716723
	2 Iasi		919049	443493	475556	51.74435748
	4 Gorj		366261	178049	188212	51.3873986
	3 Arges		646333	316972	329361	50.95840689
	2 Tulcea		244249	120859	123390	50.5181188
	Macroregiunea 2		6794269	3364310	3429959	50.48312041
	1 Covasna		228732	115413	113319	49.54225906
	4 Mehedinti		286678	145437	141241	49.26816847
	3 Prahova		809052	414152	394900	48.81021245
	1 Bihor		619102	318839	300263	48.49976256
	1 Mures		595948	313298	282650	47.42863471
	4 Dolj		700117	387151	312966	44.70195696
	Total		22241718	12546212	9695506	43.59153371
	Macroregiunea 4		4221053	2381613	1839440	43.57775181
	4 Arad		473946	269394	204552	43.15934727
	Macroregiunea 1		5468525	3120195	2348330	42.94265821
	2 Galati		631669	360563	271106	42.91899713
	4 Caras-Severin		328047	192235	135812	41.40016522
	1 Alba		380976	228109	152867	40.12509974
	1 Maramures		525765	316994	208771	39.70804447
	4 Timis		742886	453903	288983	38.90004658
	Macroregiunea 3		5757871	3680094	2077777	36.08585534
	2 Braila		356196	232893	123303	34.61661557
	1 Cluj		721955	479078	242877	33.64157046
	1 Sibiu		464202	313381	150821	32.49038134
	2 Constanta		769768	536279	233489	30.33238586
	1 Brasov		630807	463241	167566	26.56375088
	4 Hunedoara		469853	365852	104001	22.13479535
	3 Bucuresti		2106144	2106144	0	0



Romanian data – BHS sampling

Order by total no. of homicides	Name of Tribunal (county)	2011	2012	2013	2014	2015	Total	Rural percent of population	Macroregion	Reasons for including in the sample
										The tribunal is situated the best city as living standard, the county is best for tourism; not enough cases for this macroregion (we therefore used 3 counties); very low percentage of rural population (only one county comes after); historical region: Transylvania
18	Braşov	3	5	4	23	28	63	26.56	1	
41	Covasna	1	1	3	8	6	19	49.54	1	County inhabited mainly by Hungarians, situated in the center of Romania; general perception says that there are a lot of problems there; practically they have the lowest no of homicides
15	Sibiu	4	5	8	25	29	71	32.49	1	First county in the region by no of homicides; historical region: Transylvania
2	Galaţi	37	13	9	37	51	147	42.91	2	First county in the region by no of homicides; mostly Moldova as historical region
7	Vaslui	17	9	15	28	32	101		2	Typically seen as the poorest county in Romania, a county with a lot of violence; historical region: Moldova
1	Bucureşti	69	44	48	58	35	254	0	3	Capital of Romania; highest no of homicides in this macroregion
28	Teleorman	6	5	13	9	15	48	63.57	3	Ranks 4rd in terms of rural population; typically seen as the most corrupt county in Romania (especially in terms of frauding political elections): historical region Muntenia (Valahia)
4	Dolj	24	19	19	32	27	121	44.7	4	First county in the region by no of homicides; historical region: Oltenia
8	Olt	4	16	11	25	42	98	56.64	4	First county in the region by rural population; historical region: Oltenia



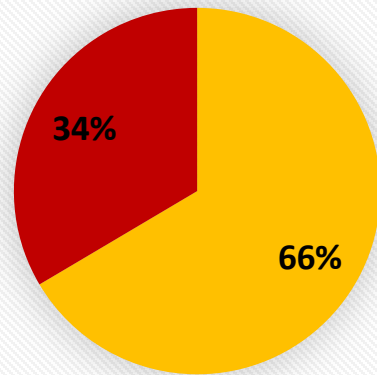


Romanian data – BHS sampling



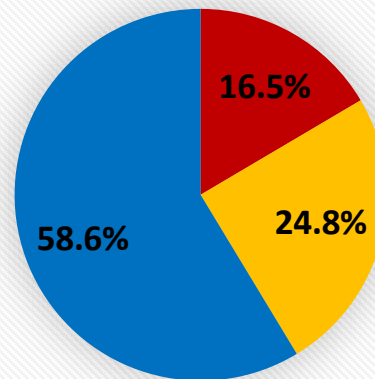
Analysis of Romanian data - incidents

Lethality



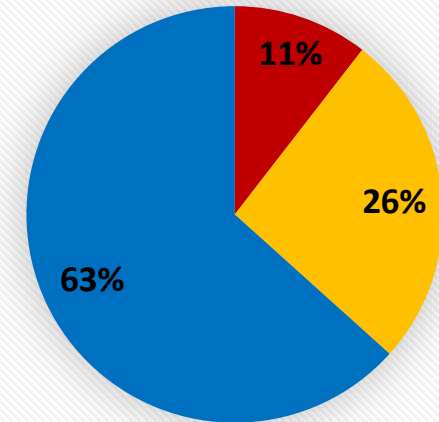
■ Attempted ■ Completed

Location of offence



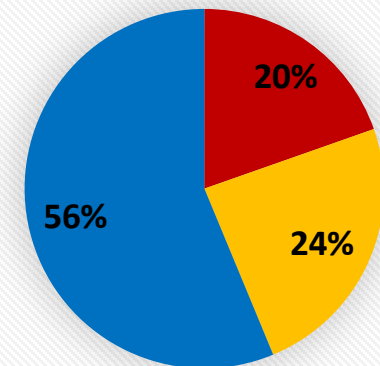
■ Capital ■ Urban ■ Rural

Completed



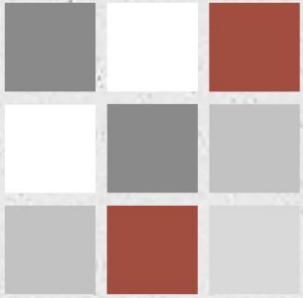
■ Capital
■ Urban
■ Rural

Attempted

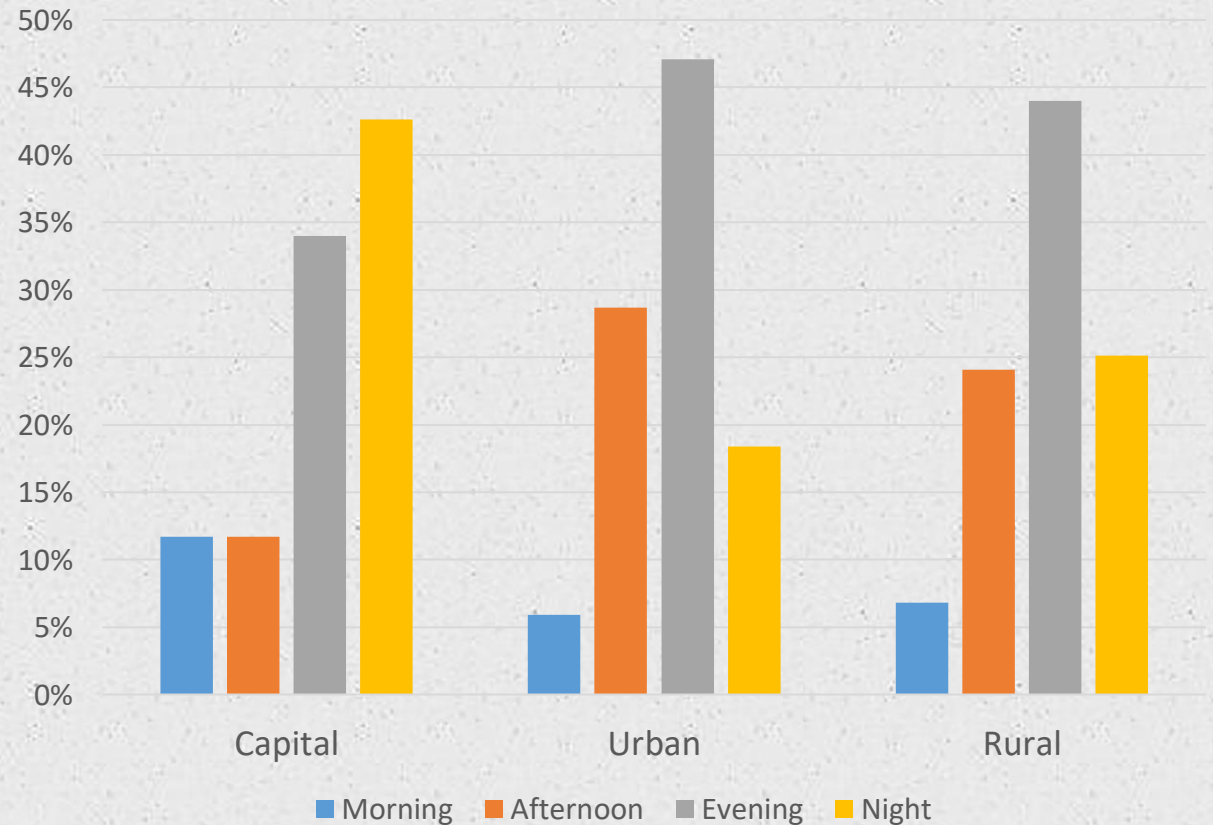
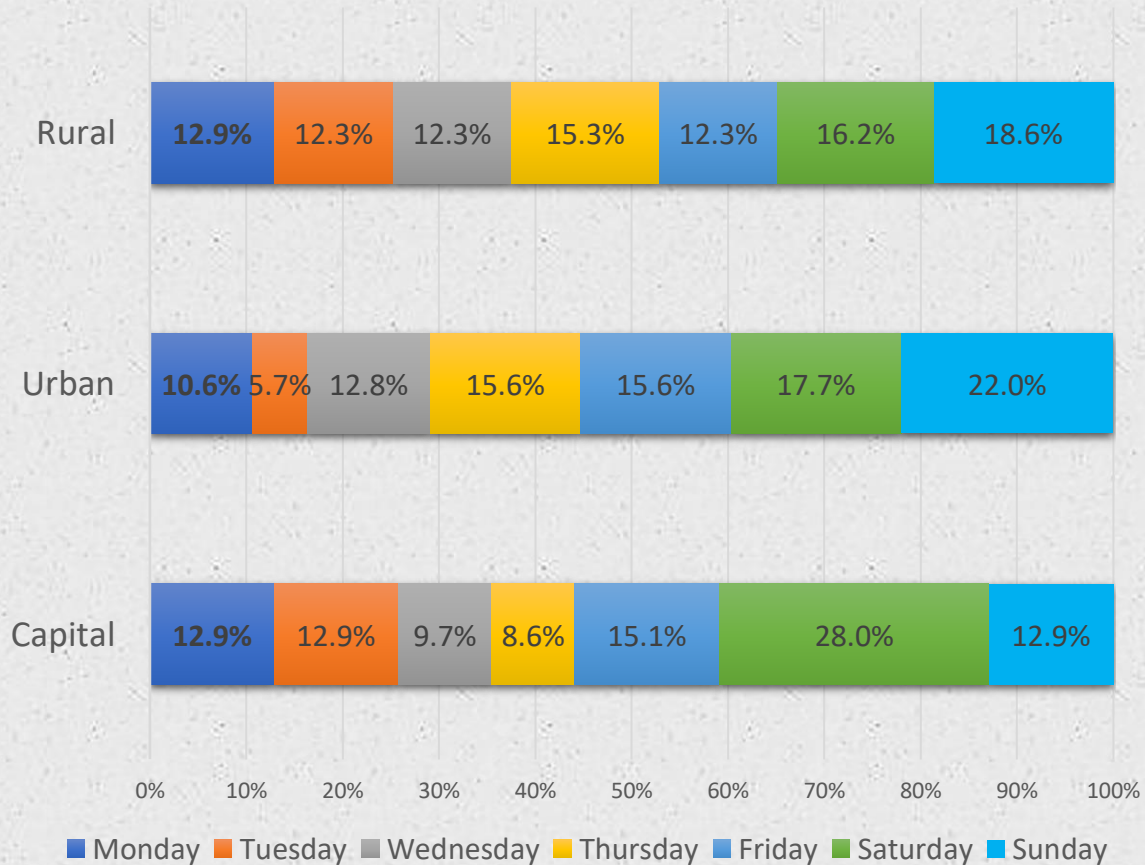


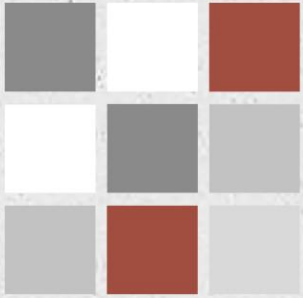
■ Capital
■ Urban
■ Rural



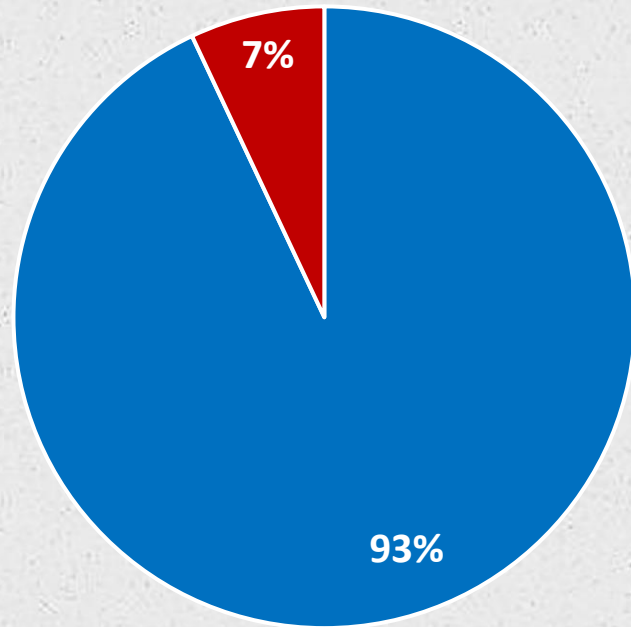


Analysis of Romanian data - incidents

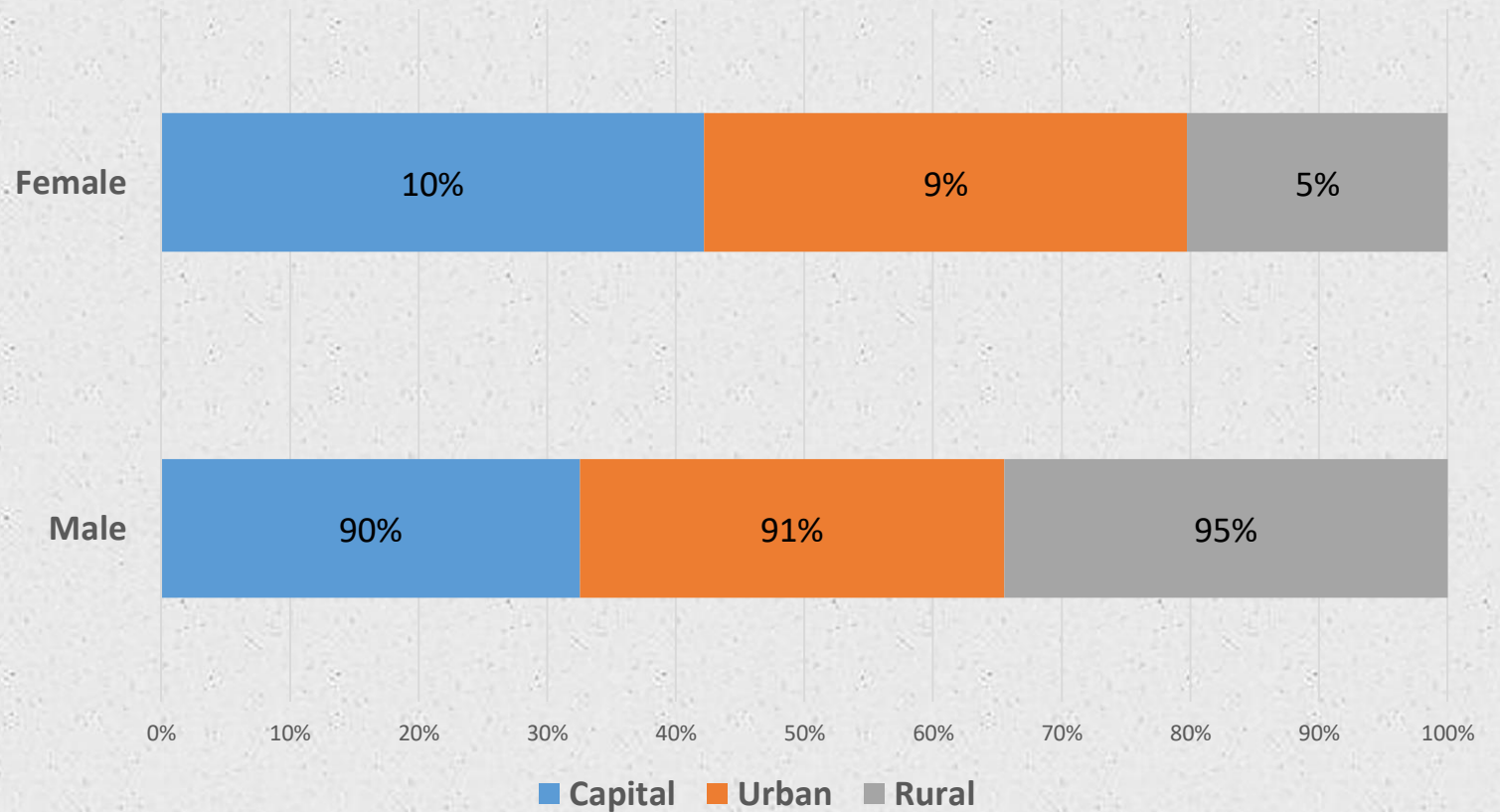





Analysis of Romanian data - offenders

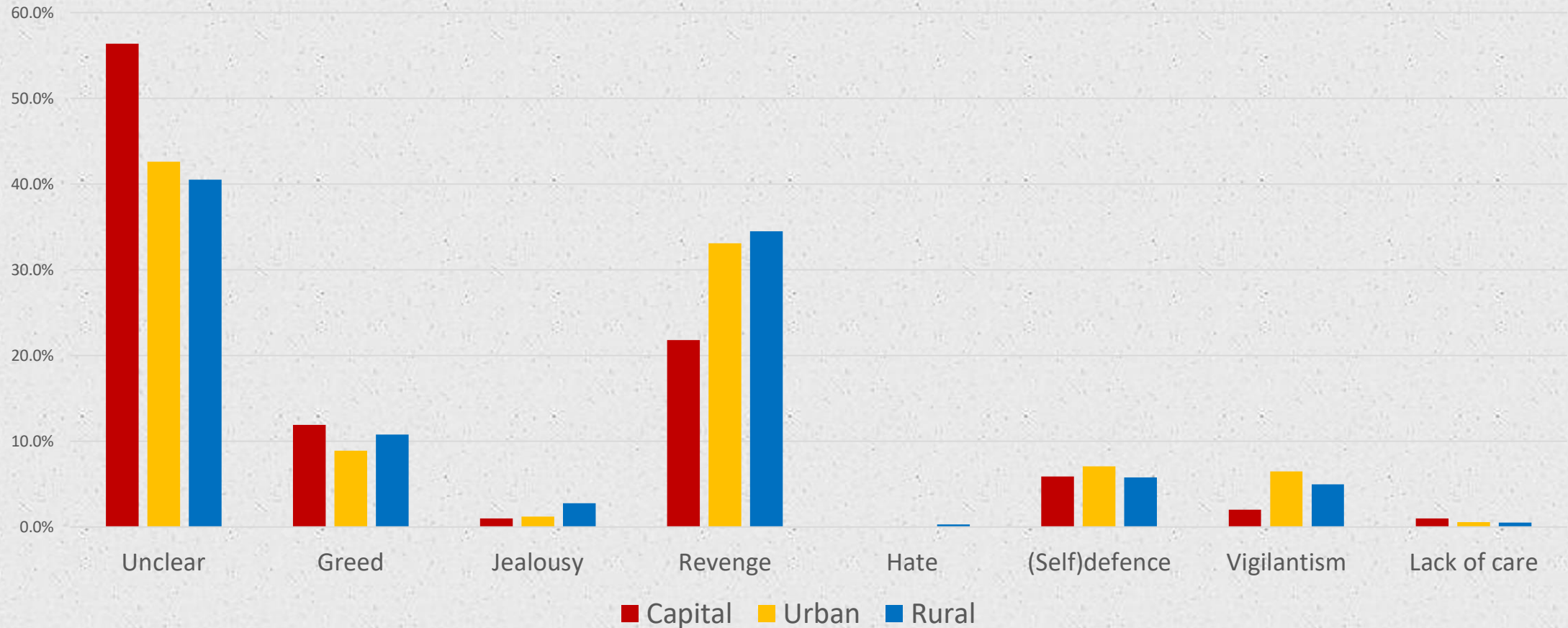


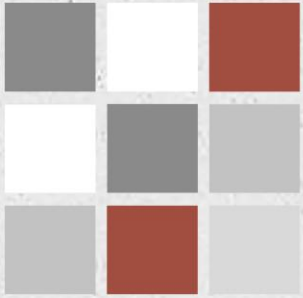
■ Male ■ Female



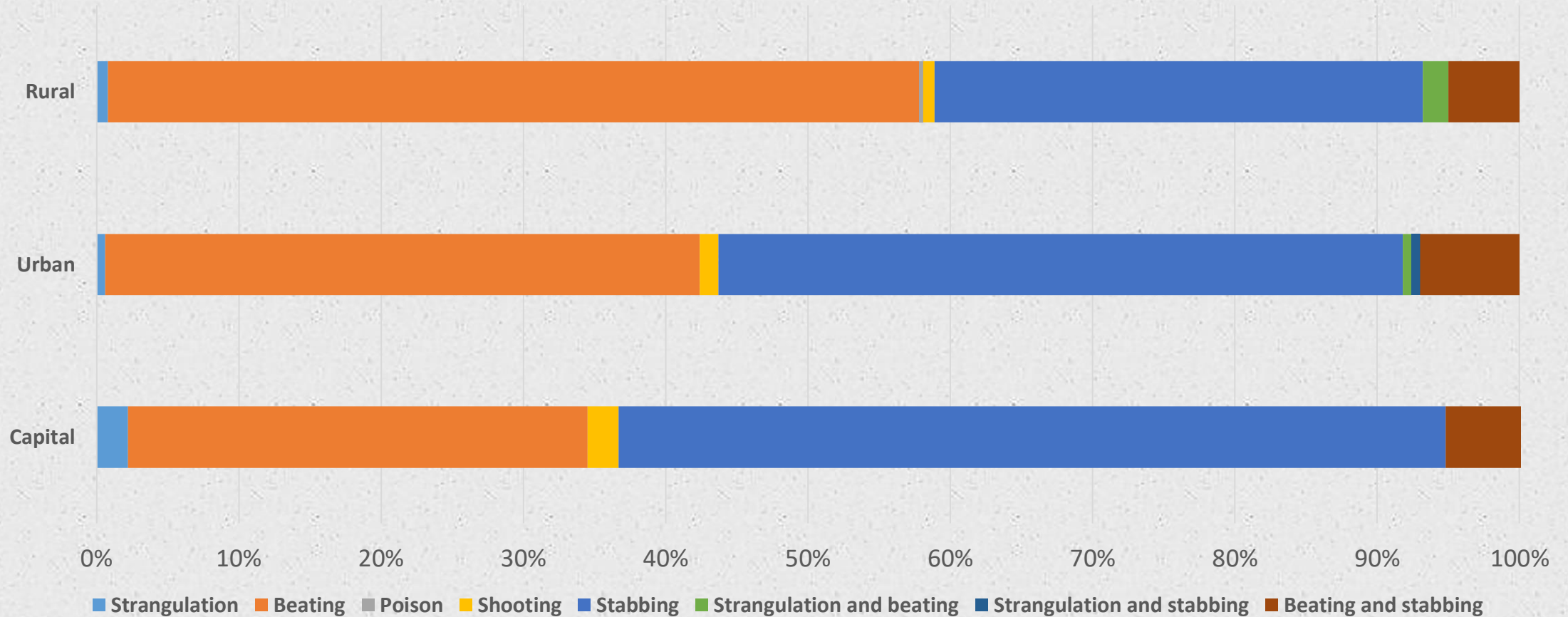


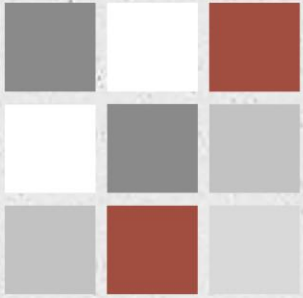
Analysis of Romanian data – offenders motive



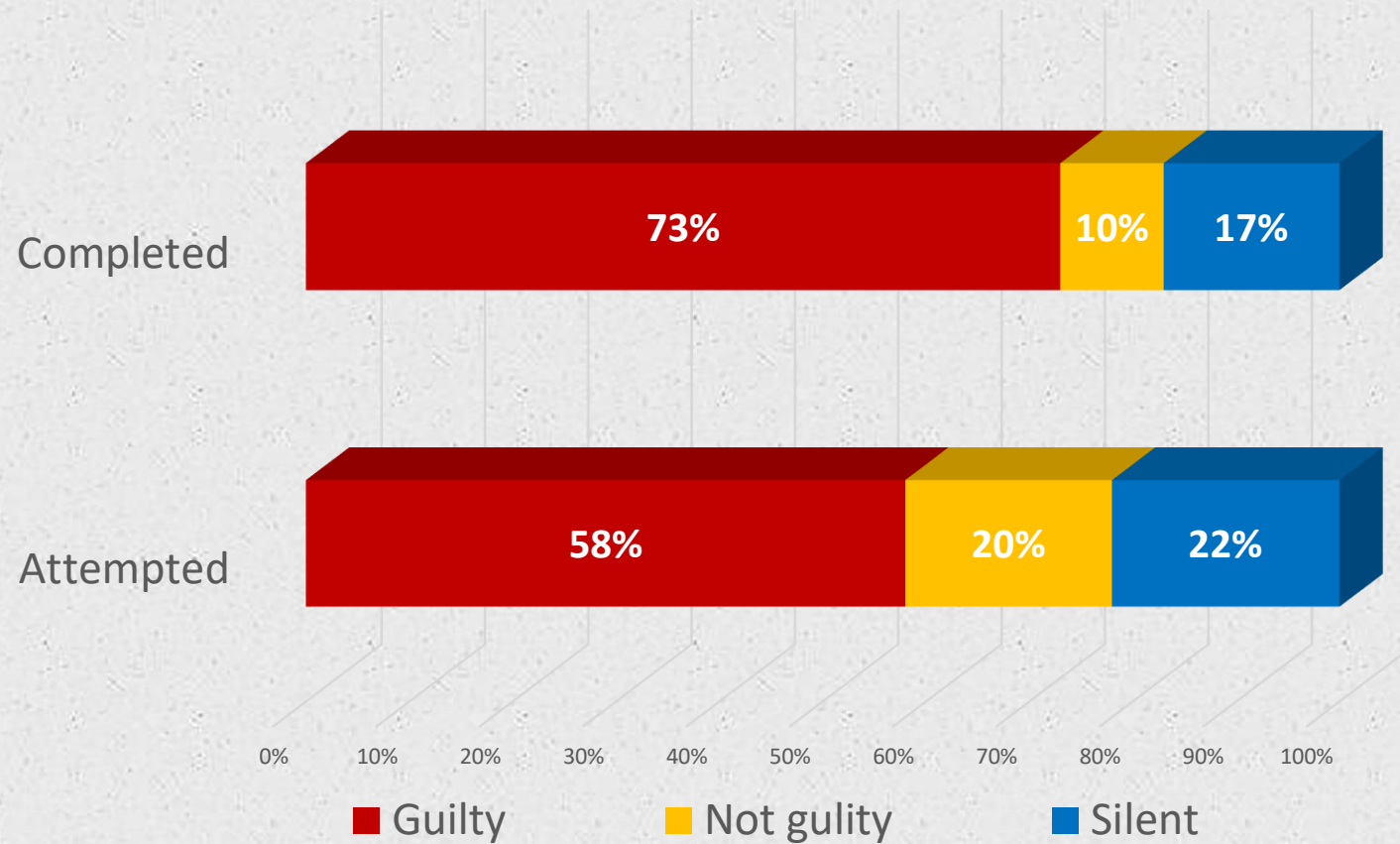


Analysis of Romanian data – modus operandi





Analysis of Romanian data - offenders



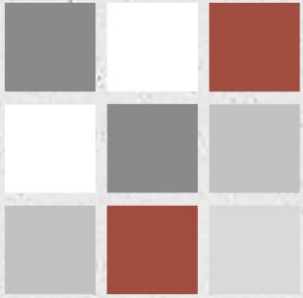
Length of procedure

Min: 1 month

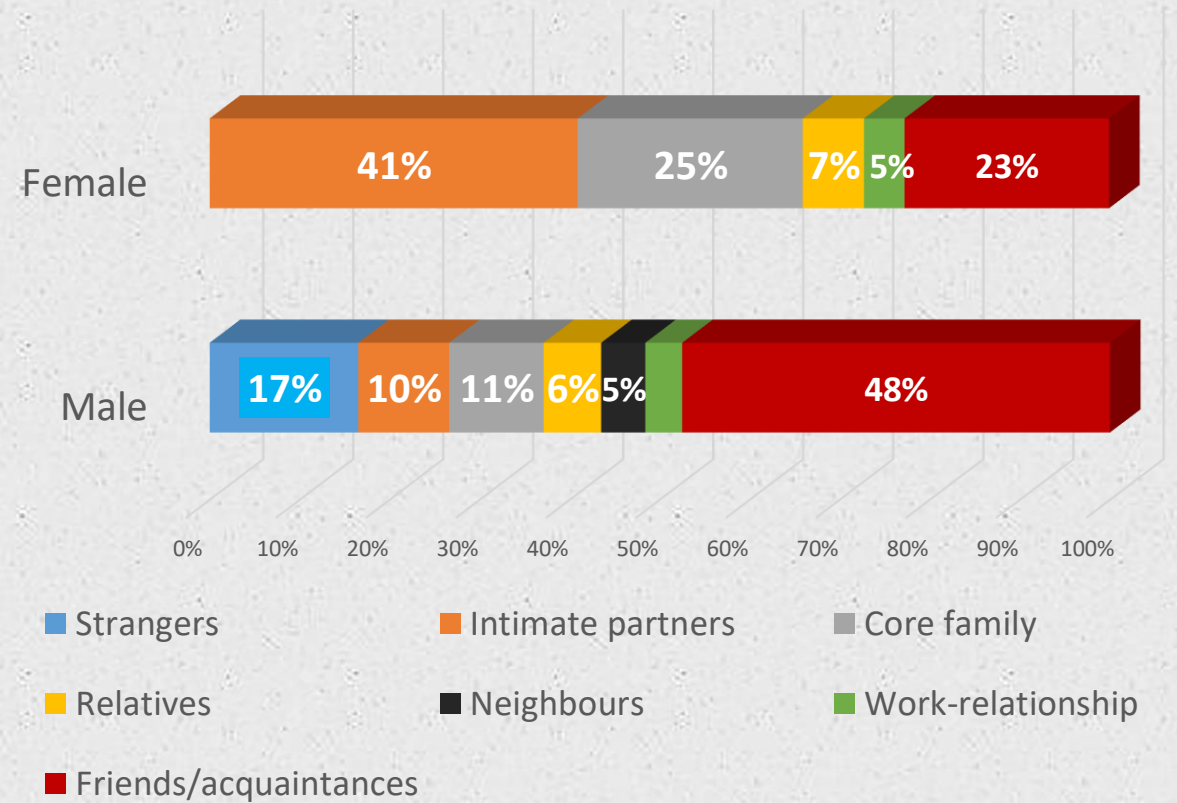
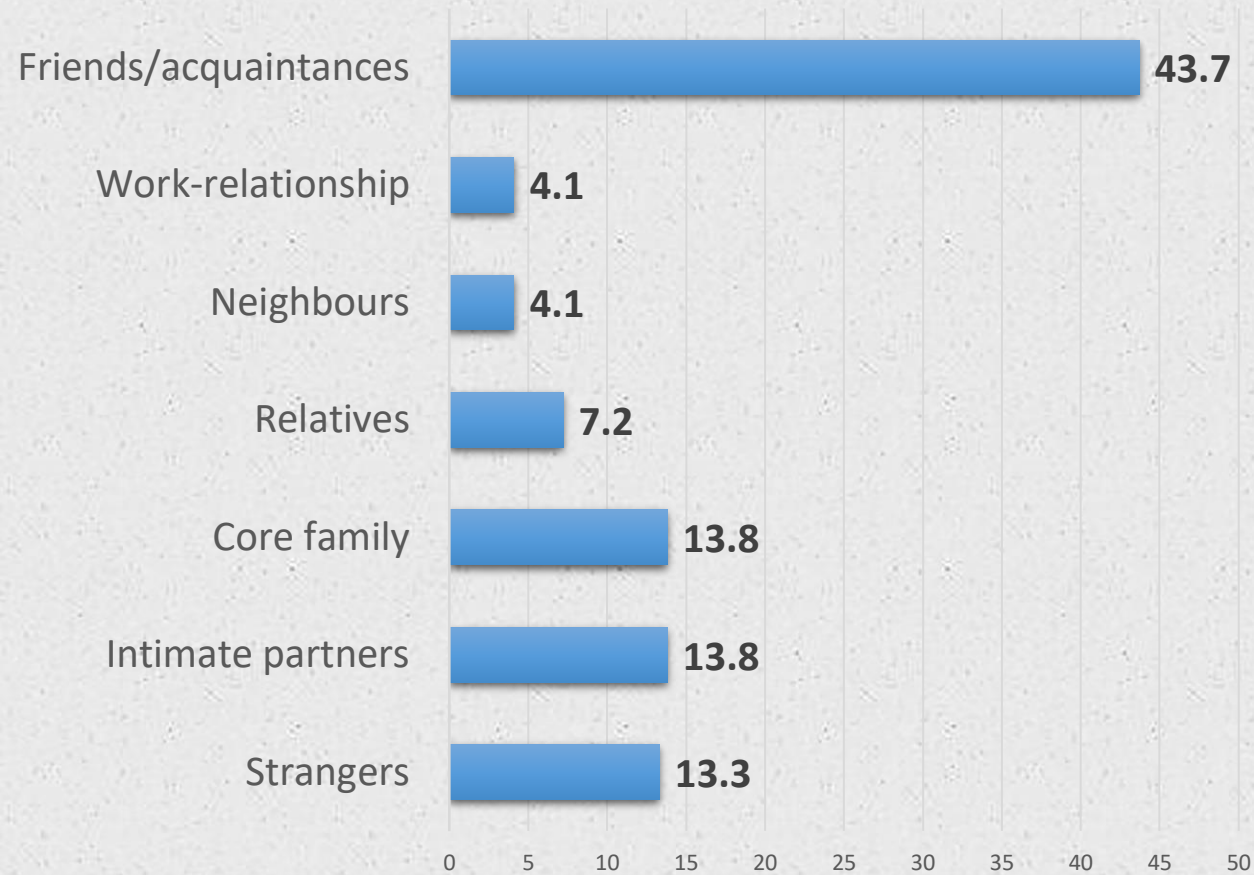
Max: 16 years

Mean: 1 year and 2 months





Victim-Offender Relationship





BALKAN CRIMINOLOGY

THANK YOU!



Hosted by University of Zagreb's
Faculty of Law

Supported by the Global Initiative Against
Transnational Organised Crime's Resilience Fund

A Former Max Planck Partner Group between
Freiburg MPICC & Zagreb Faculty of Law

