




BALKAN CRIMINOLOGY

Juvenile Delinquency in the Balkans: A
Regional Comparative Analysis of the
ISR3D-Study Findings

Reana Bezić


Research Staff of the Max Planck Partner Group for 'Balkan Criminology'



Juvenile Delinquency in the Balkans: A Regional Comparative Analysis of the ISRD3-Study Findings

- **Focus:** providing a cross-national comparison regarding juvenile delinquency based on the ISRD3-study findings
- **Research Focus II:** Feelings and Perceptions of (In)Security and Crime
- **Cover:** Croatia, Slovenia, Bosnia and Herzegovina, Serbia, Macedonia, Kosovo and Turkey, (Romania and Hungary)
 - Balkans lacks basic research on juvenile delinquency; cross-national quantitative surveys in the region
 - History; culture; similar patterns of perception and behaviour; unstableness; very high degree of dissatisfaction; low level of trust in political institutions






Juvenile Delinquency in the Balkans: A Regional Comparative Analysis of the ISRD3-Study Findings

- **2 levels:** informal control theory and ISRD3
- **Aim:**
 - analyze macro and micro level
 - explain circumstances under which are societies functioning
 - presenting a modul for reducing a juvenile delinquency in this societies

Differences in the extent and nature of juvenile delinquent behaviour.

How do indicators play a role in juvenile delinquency control?





Juvenile Delinquency in the Balkans: A Regional Comparative Analysis of the ISRD3-Study Findings

Indicators

1. **Economy** – unemployment rate among young people; poverty level; average year to which young people live with their parents; mobility of young people
2. **EU Membership**- perspective in society
3. **Religion**, cultural value
4. **Education**- system; perception
5. **Society**- invest
6. **Impact of the war and refuges**
7. **Migration...**



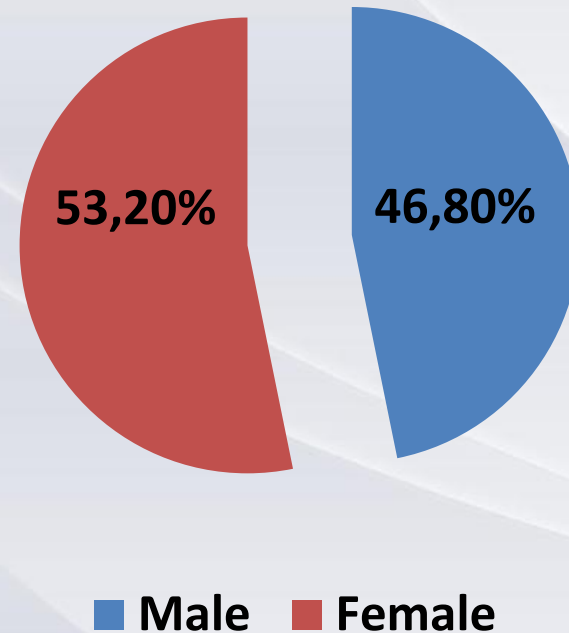
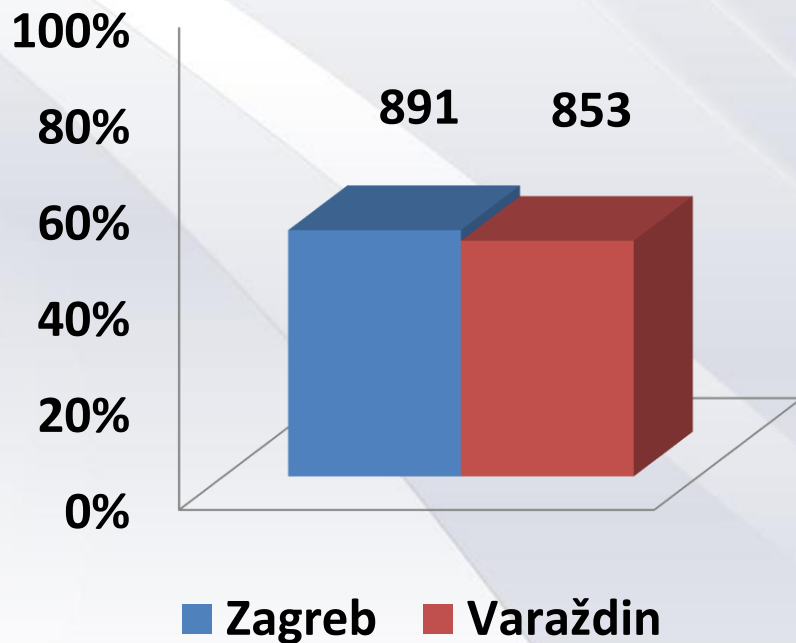
ISRD3 Study in Croatia

- First time participating in the ISRD3 study
- City based sample: Zagreb and Varaždin
- Data collection:
 - First round: between April and May 2013,
Second round: January 2014
- Data entering: end of May 2014
- Target group: 7th, 8th grade of primary school and 1st grade of secondary school (age range 12-16 years)
- Questionnaire: paper-and-pencil



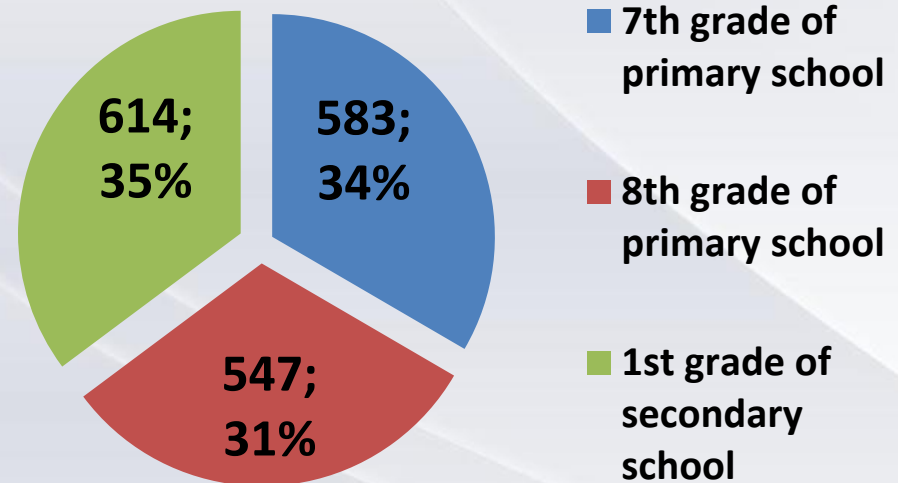
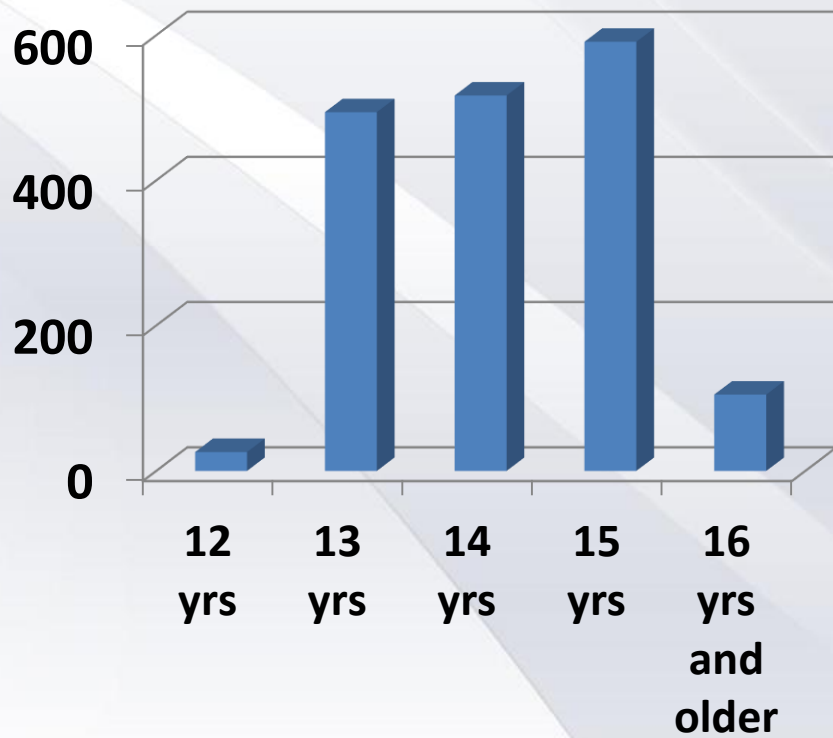
ISRD3 Study in Croatia

- total sample (1744) and distribution by city and gender:



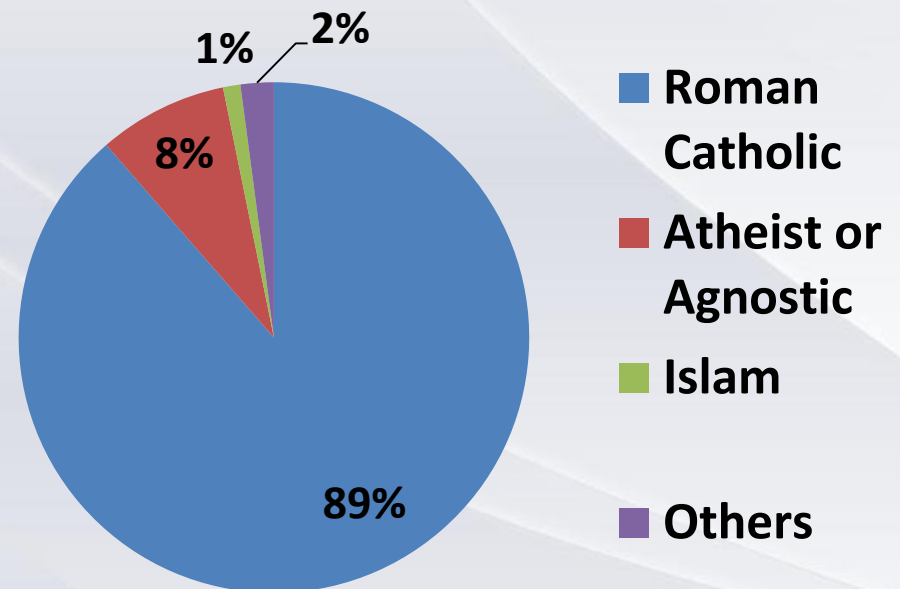
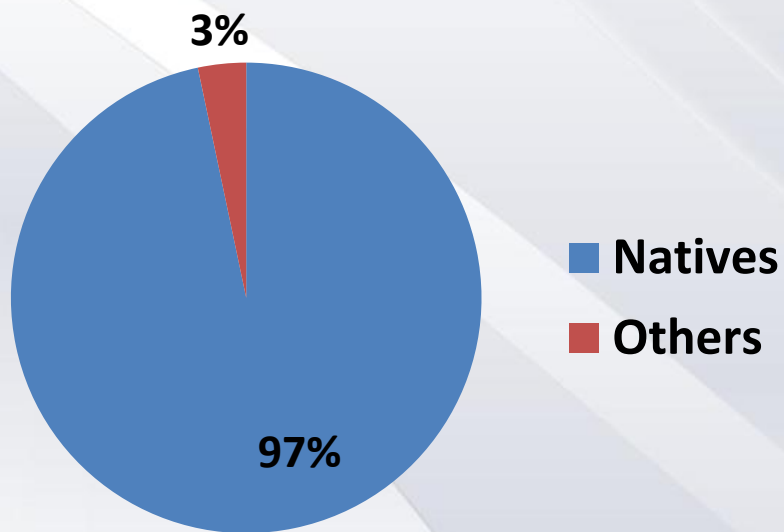
ISRD3 Study in Croatia

- age and grade:



ISR3 Study in Croatia

- ethnic background and religion:





ISRD3 Study in Croatia

- Life-time and last year prevalence of self-reported delinquency:

	Life time		Last year	
	%	% Missing	%	% Missing
Illegal downloading	59.5	0.7	50.6	7.9
Graffiti	16.6	0.7	12.6	1.4
Shoplifting	10.8	0.7	6.3	1.3
Vandalism	7.8	0.7	6.5	1.2
Group fight	6.0	0.9	5.1	1.4
Theft	5.7	0.9	4.0	1.2
Carrying a weapon	4.1	1.0	3.5	1.5
Drug dealing	3.4	1.5	3.0	1.8
Car break	1.7	0.9	1.3	1.1
Bicycle theft	1.7	0.9	1.1	1.1
Assault	1.5	0.9	0.9	1.1
Car/motor theft	0.8	0.9	0.6	1.0
Extortion	0.7	0.9	0.5	1.0
Burglary	0.6	0.9	0.3	1.0





ISRD3 Study in Croatia- family

- relationship between parental attachment and control over the children, and it's influence on criminal activity of the juveniles
- **parental attachment scale** (Cronbach's Alpha= 0.72): concerning how well juveniles get along with their mother/father, how easily they can get emotional support or care from their parents and weather they would feel very bad disappointing them
- **parent control scale** (Cronbach's Alpha= 0.86)- three dimensions: First is parent knowledge about where their children are, what they are doing, and with what friends are they staying; second is parental supervision over the children; third is child disclosure to parents





ISRD3 Study in Croatia- school

- relationship between children's attachment to school and deviant phenomena in school, and its influence on criminal activity of the juveniles
- **school attachment scale** (Cronbach's Alpha= 0.76): "If I had to move I would miss my school; most mornings I like going to school; I like my school; our classes are interesting"
- **school disorganization scale** (Cronbach's Alpha= 0.70): "There is a lot of stealing; there is a lot of fighting; there is a lot of vandalism; and there is a lot of drug use in my school"





ISRD3 Study in Croatia- Multivariate dependencies of delinquency

- Results of linear regression model (R² 0.19)

	B	Beta	Sig.
Parental attachment	- .05, ± .06	-.02	.383
Parental control	- .60, ± .05	-.29	.000
Attachment to school	- .16, ± .05	-.07	.003
School disorganization	.37, ± .05	.16	.000
Gender	.29, ± .07	.1	.000
Region	- .16, ± .07	-.05	.017
(Constant)	3.59, ± .31		.000



Thank you for
your attention!



BALKAN
CRIMINOLOGY

www.balkan-criminology.eu • r.bezic@balkan-criminology.eu