

**3rd Annual Conference of the  
Max Planck Partner Group for  
„Violence in the Balkans“**

# **VIOLENT CRIME IN MACEDONIA**

**Prof. Dr. Gordana Lažetić – Bužarovska**

**September, 1– 4, 2016  
Bucharest, Romania**

# Violence or insecurity? Case of Macedonia

## Feeling of insecurity and uncertainty

- “Lack of political will” instead of rule of law
- Selective justice and corruption
- Malfunctioning of the system
- Decreasing trends due to high dark number
- Trans-generational transmission of domestic violence
- Adoption of new legislation and changing the existing

# World Health Organization's definition

- the intentional use of physical force or power,
- against oneself, another person, or against a group or the community,
- that either results in or has a high likelihood of resulting in:
  - injury,
  - death,
  - psychological harm,
  - mal-development, or
  - deprivation

# Violent criminal offences

offences against life and limb

Homicide

**Murder**

**Qualified forms :**

- Aggravated murder
- Multiple murder

**Privileged forms:**

- Manslaughter
- Killing on Request
- Negligent Homicide
- Infanticide

offences against life and limb

Physical assaults

**Bodily injury**

**Qualified forms:**

- Aggravated bodily injury

**Privileged forms:**

- on the spur of the moment
- out of negligence

**Participation in an affray**

offences against the public order

**Act of violence**

# Legislative definition

**Murder** - someone has deprived another of life

**Aggravated murder** - deprivation another of life:

- in a cruel or treacherous manner;
- by committing domestic violence;
- while intentionally endanger the life of another person;
- from greed, in order to commit or to cover up another criminal offence, for ruthless revenge or for other petty motives;
- on order;
- for the purpose of extracting an organ, tissue or cells for transplantation;
- knowing that she is pregnant or deprivation of life the minor; and/or
- a public prosecutor, an attorney, an official or military person, while performing their function

**Multiple murder** - intentionally deprived of life two or more persons and was not being tried for those offences previously

# Legislative definition

**Manslaughter** - committed on the spur of the moment

**Killing on Request** - act of euthanasia

**Negligent Homicide** - someone has caused death to another person out of negligence

**Infanticide** - committed only by the mother toward a baby during the childbirth or immediately after the birth (*delicta propria*)

# Legislative definition

**Bodily injury:** inflicts bodily injury to another or impairs another person's health

- basic offence (upon a private lawsuit)
- due to domestic violence
  - on the spur of the moment

**Aggravated bodily injury:** serious bodily injury or severely impairs another person's health,

- due to domestic violence
- with very severe health consequences
- death of the victim
  - out of negligence
  - on the spur of the moment

**Participation in an affray** – fight that results in the death or serious bodily injury of another person

# Legislative definition

## **Act of violence:**

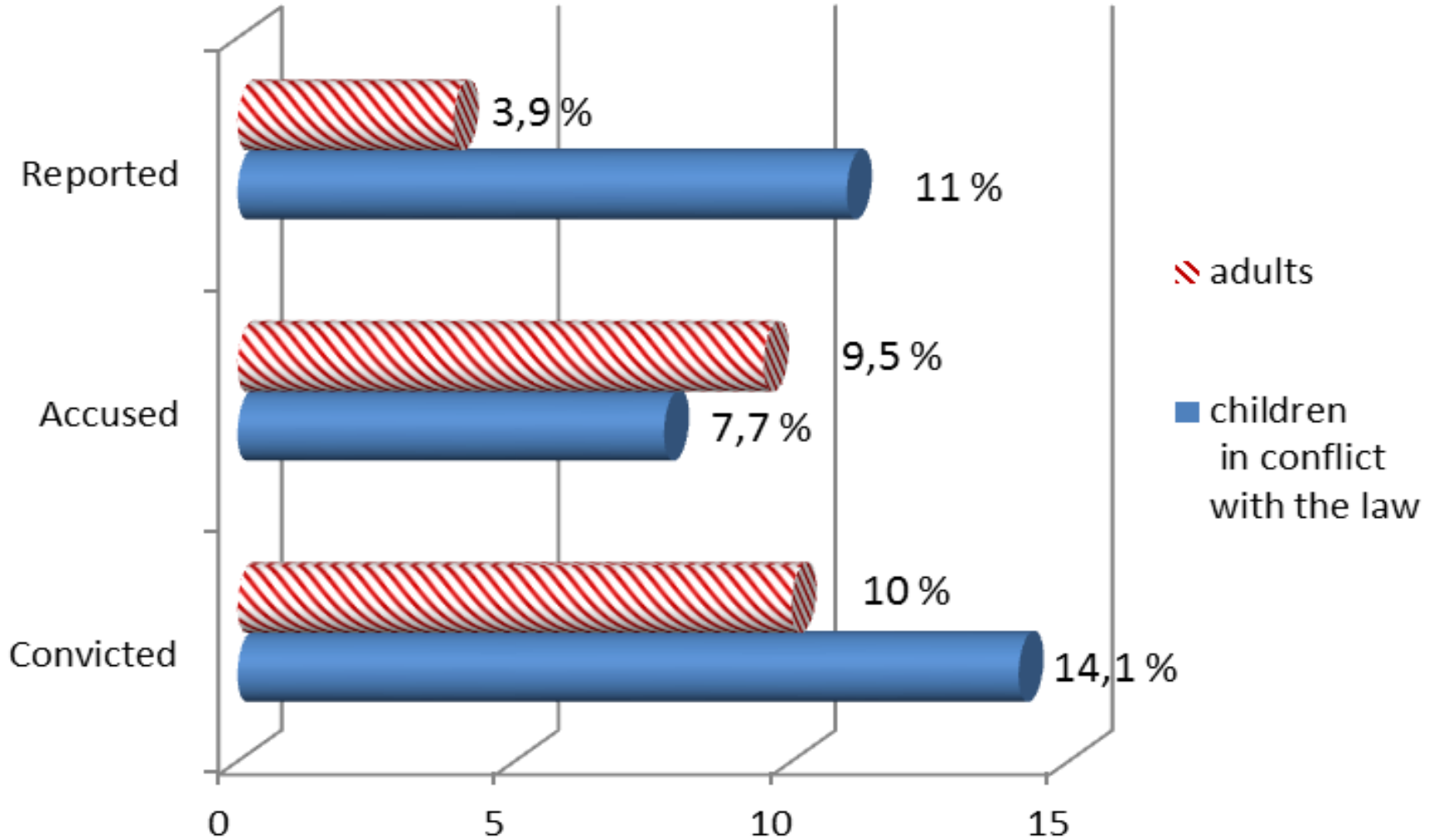
- **violent behavior** (when someone mistreats, roughly insults, endangers another person's security or performs rough violence which causes a feeling of insecurity, threat or fear in the public)
- **violence related to sport activities**
- **violent behavior by the group**
- **violent behavior toward the group**



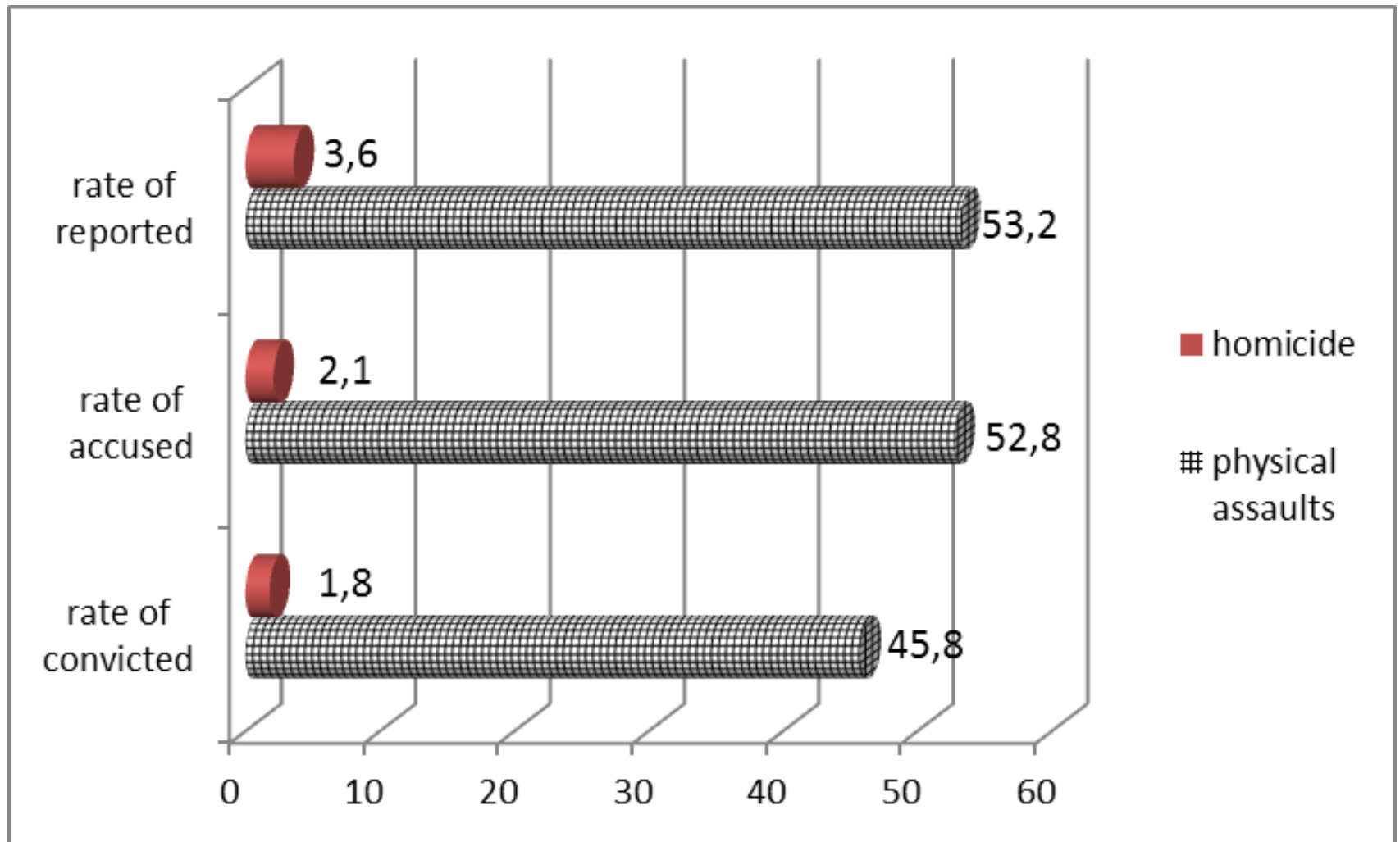
# Data regarding violent criminal offences

- State statistical office's annual reviews
- Period: 2007 – 2015
- no even one committed criminal offence  
“Killing on request”
- no specific statistical data for different paragraphs of the same article from the CC punishing different *modus operandi*

# Reported, accused and convicted for violent crime out of total crimes



# Comparing homicide and physical assaults rates per 100 000 inhabitants (adults)



| Murder and aggravated murder |            |            |             |             |
|------------------------------|------------|------------|-------------|-------------|
| 2007-2015                    | Reported   | Accused    | Convicted   |             |
|                              |            |            | Total       | of which    |
|                              |            |            |             | female      |
| <b>Total:</b>                | <b>654</b> | <b>367</b> | <b>314</b>  | <b>12</b>   |
|                              |            |            | <b>100%</b> | <b>3,8%</b> |

### Criminal sanctions for murders and aggravated murders

| 2007-2015     | Total number of convicted | Imprisonment      |                          |                        |                       |                      |                      |                      |                        |                | Alternative measure |
|---------------|---------------------------|-------------------|--------------------------|------------------------|-----------------------|----------------------|----------------------|----------------------|------------------------|----------------|---------------------|
|               |                           | Life imprisonment | 20 years of imprisonment | over 10 up to 15 years | over 5 up to 10 years | over 3 up to 5 years | over 2 up to 3 years | over 1 up to 2 years | over 6 up to 12 months | up to 6 months |                     |
| <b>Total:</b> | <b>314</b>                | <b>18</b>         | <b>11</b>                | <b>83</b>              | <b>77</b>             | <b>59</b>            | <b>41</b>            | <b>2</b>             | <b>4</b>               | <b>7</b>       | <b>12</b>           |
| <b>%</b>      | <b>100</b>                | <b>5,7</b>        | <b>3,5</b>               | <b>26,4</b>            | <b>24,5</b>           | <b>18,8</b>          | <b>13,1</b>          | <b>0,6</b>           | <b>1,3</b>             | <b>2,2</b>     | <b>3,8</b>          |

**2007–2015: total of 28 persons were mentally ill and there was only procedure for determining security measure**

## Manslaughter

| 2007-2015     | Reported | Accused   | Convicted   |              | Criminal sanctions   |                      |                      |                        |                |                      |
|---------------|----------|-----------|-------------|--------------|----------------------|----------------------|----------------------|------------------------|----------------|----------------------|
|               |          |           | Total       | of which     | Imprisonment         |                      |                      |                        |                | Alternative measures |
|               |          |           |             | female       | over 3 up to 5 years | over 2 up to 3 years | over 1 up to 2 years | over 6 up to 12 months | up to 6 months |                      |
| <b>Total:</b> | <b>7</b> | <b>12</b> | <b>11</b>   | <b>0</b>     | <b>1</b>             | <b>2</b>             | <b>2</b>             | <b>1</b>               | <b>0</b>       | <b>5</b>             |
|               |          |           | <b>100%</b> | <b>0,00%</b> | <b>9,1</b>           | <b>18,2</b>          | <b>18,2</b>          | <b>9,1</b>             | <b>0</b>       | <b>45,5</b>          |

## Negligent homicide

| 2007-2015     | Reported | Accused  | Convicted |          |
|---------------|----------|----------|-----------|----------|
|               |          |          | Total     | of which |
|               |          |          |           | female   |
| <b>Total:</b> | <b>9</b> | <b>3</b> | <b>3</b>  | <b>0</b> |

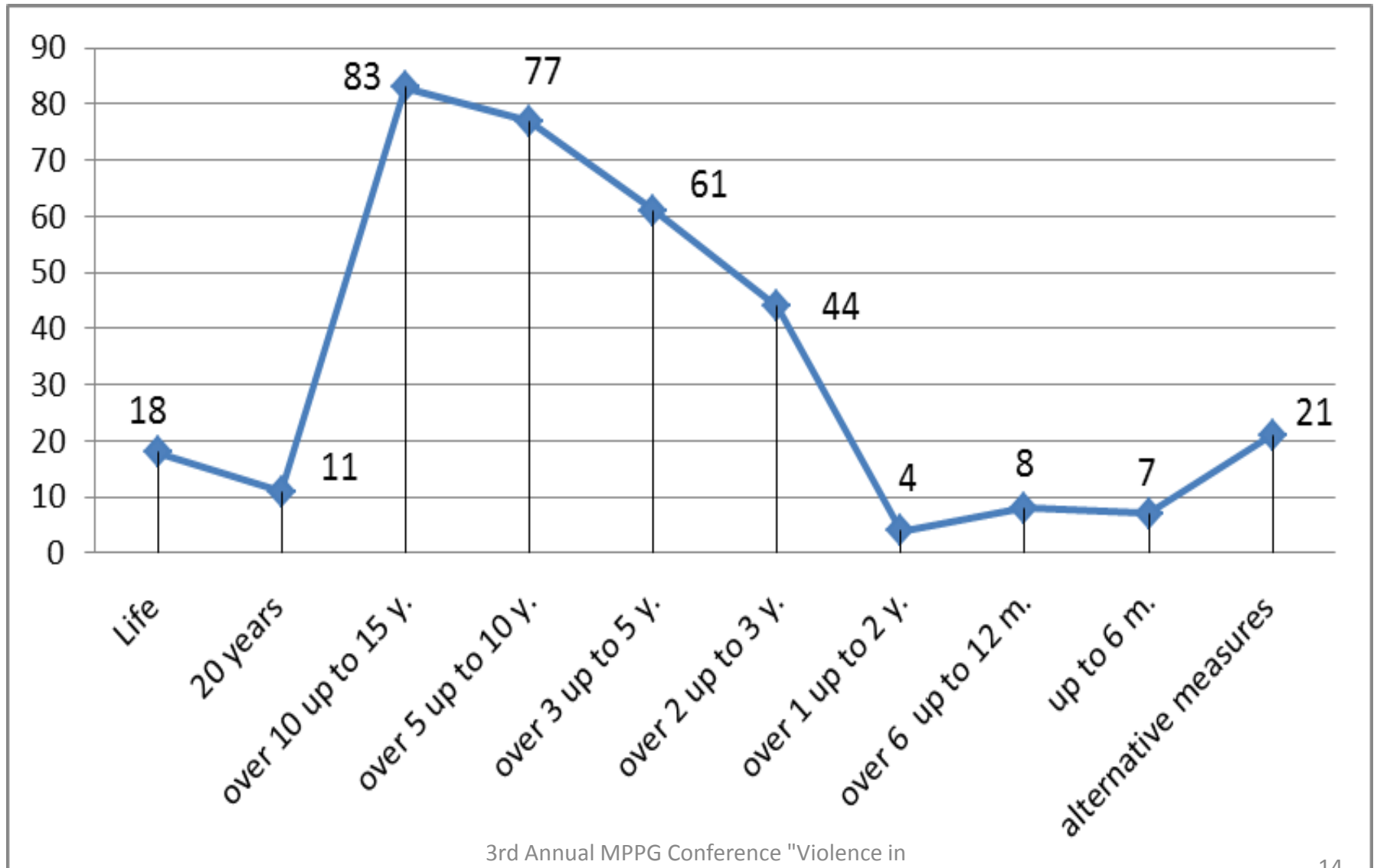
- All prison sentences:
- over 3 up to 5 years;
  - over 2 up to 3 years;
  - over 6 up to 12 months

## Infanticide

| 2007-2015     | Reported | Accused  | Convicted female |
|---------------|----------|----------|------------------|
| <b>Total:</b> | <b>6</b> | <b>3</b> | <b>3</b>         |

- One prison sentence over 6 up to 12 months
- Two alternative sanctions

# Numbers of convicted perpetrators (homicide) according imposed criminal sanctions



| Bodily injury |             |             |             |             |                      |                      |                        |                |             |                     |
|---------------|-------------|-------------|-------------|-------------|----------------------|----------------------|------------------------|----------------|-------------|---------------------|
| 2007-2015     | Reported    | Accused     | Convicted   |             | Criminal sanctions   |                      |                        |                |             |                     |
|               |             |             | Total       | of which    | Imprisonment         |                      |                        |                | Fine        | Alternative measure |
|               |             |             |             | female      | over 2 up to 3 years | over 1 up to 2 years | over 6 up to 12 months | up to 6 months |             |                     |
| <b>Total:</b> | <b>3496</b> | <b>5365</b> | <b>4562</b> | <b>384</b>  | <b>2</b>             | <b>18</b>            | <b>41</b>              | <b>531</b>     | <b>1734</b> | <b>2236</b>         |
|               |             |             | <b>100%</b> | <b>8,4%</b> | <b>0</b>             | <b>0,4</b>           | <b>1</b>               | <b>11,6</b>    | <b>38</b>   | <b>49</b>           |

| Aggravated bodily injury |             |             |             |            |                        |                       |                      |                      |                      |                        |                |            |                      |
|--------------------------|-------------|-------------|-------------|------------|------------------------|-----------------------|----------------------|----------------------|----------------------|------------------------|----------------|------------|----------------------|
| 2007-2015                | Reported    | Accused     | Convicted   |            |                        |                       | Criminal sanctions   |                      |                      |                        |                |            |                      |
|                          |             |             | Total       | of which   | over 10 up to 15 years | over 5 up to 10 years | over 3 up to 5 years | over 2 up to 3 years | over 1 up to 2 years | over 6 up to 12 months | up to 6 months | Fine       | Alternative measures |
|                          |             |             |             | female     |                        |                       |                      |                      |                      |                        |                |            |                      |
| <b>Total:</b>            | <b>2715</b> | <b>1954</b> | <b>1737</b> | <b>46</b>  | <b>1</b>               | <b>5</b>              | <b>11</b>            | <b>30</b>            | <b>97</b>            | <b>170</b>             | <b>322</b>     | <b>80</b>  | <b>1021</b>          |
|                          |             |             | <b>100%</b> | <b>2,6</b> | <b>0,1</b>             | <b>0,3</b>            | <b>0,6</b>           | <b>1,7</b>           | <b>5,6</b>           | <b>9,8</b>             | <b>18,5</b>    | <b>4,6</b> | <b>58,8</b>          |

## Participation in an affray

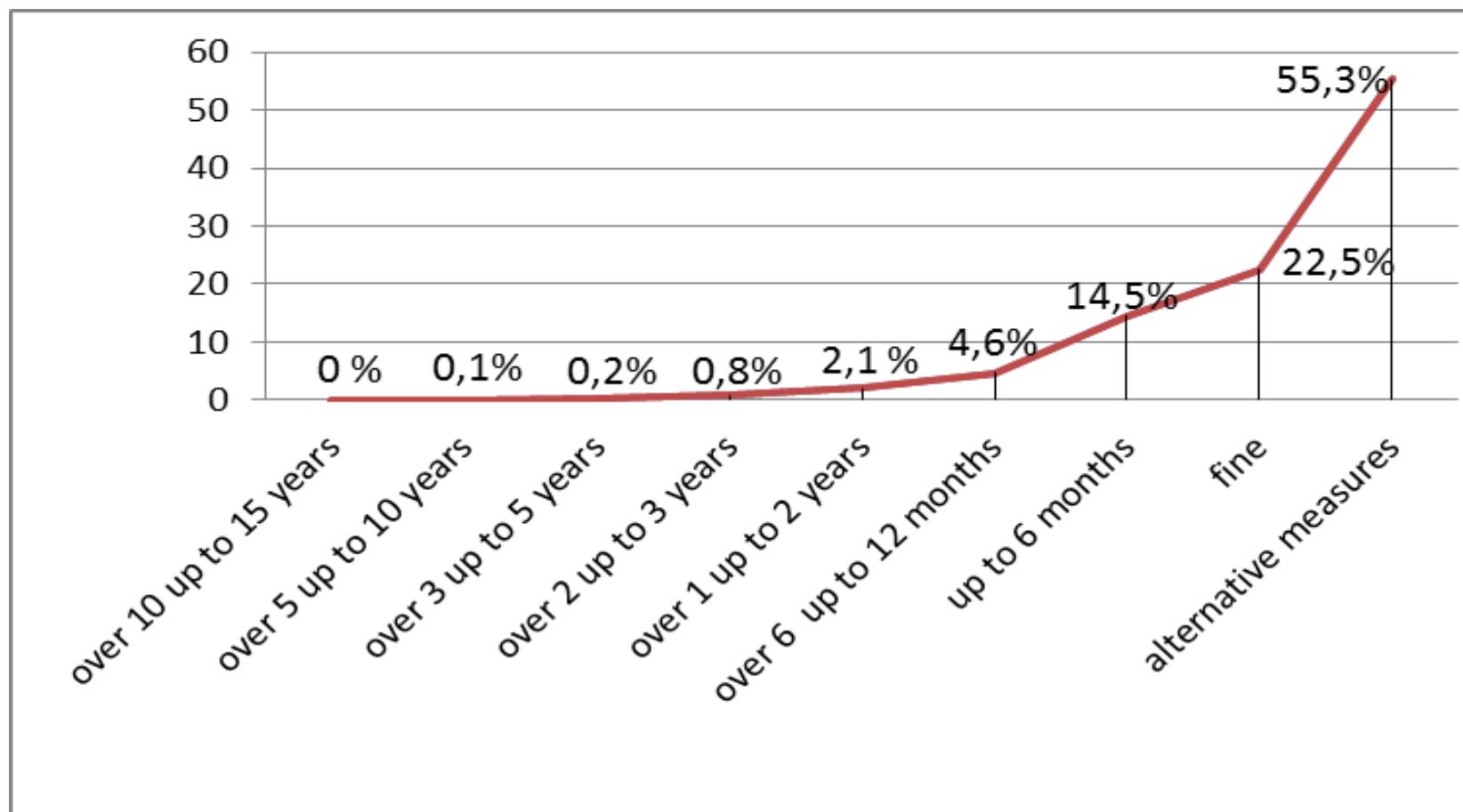
| 2007-2015     | Reported   | Accused    | Convicted   |             | Criminal sanctions   |                        |                |             |                      |  |
|---------------|------------|------------|-------------|-------------|----------------------|------------------------|----------------|-------------|----------------------|--|
|               |            |            | Total       | of which    | Imprisonment         |                        |                | Fine        | Alternative measures |  |
|               |            |            |             | female      | over 1 up to 2 years | over 6 up to 12 months | up to 6 months |             |                      |  |
| <b>Total:</b> | <b>711</b> | <b>511</b> | <b>448</b>  | <b>14</b>   | <b>1</b>             | <b>9</b>               | <b>78</b>      | <b>46</b>   | <b>314</b>           |  |
|               |            |            | <b>100%</b> | <b>3,1%</b> | <b>0,2</b>           | <b>2</b>               | <b>17,4</b>    | <b>10,3</b> | <b>70,1</b>          |  |

## Act of violence

| 2007-2015     | Reported    | Accused     | Convicted   |             | Criminal sanctions   |                      |                      |                        |             |                      |                |
|---------------|-------------|-------------|-------------|-------------|----------------------|----------------------|----------------------|------------------------|-------------|----------------------|----------------|
|               |             |             | Total       | of which    | Imprisonment         |                      |                      |                        | Fine        | Alternative measures |                |
|               |             |             |             | female      | over 3 up to 5 years | over 2 up to 3 years | over 1 up to 2 years | over 6 up to 12 months |             |                      | up to 6 months |
| <b>Total:</b> | <b>2939</b> | <b>1954</b> | <b>1741</b> | <b>36</b>   | <b>6</b>             | <b>37</b>            | <b>63</b>            | <b>169</b>             | <b>299</b>  | <b>47</b>            | <b>1120</b>    |
|               |             |             | <b>100%</b> | <b>2,1%</b> | <b>0,3</b>           | <b>2,1</b>           | <b>3,6</b>           | <b>9,7</b>             | <b>17,2</b> | <b>2,7</b>           | <b>64,3</b>    |



# Percentages of imposed sanctions toward crimes of physical assault (total of 8488 perpetrators)



# Number of perpetrators committing a single offence

| 2007-2015     | Total number of convicted perpetrators for crimes against life and limb | Number of perpetrators |             |            |            |            |
|---------------|---|------------------------|-------------|------------|------------|------------|
|               |   | 1                      | 2           | 3          | 4          | 5 and more |
| <b>Total:</b> | <b>7900</b>   | <b>4942</b>            | <b>1376</b> | <b>734</b> | <b>369</b> | <b>479</b> |
| <b>%</b>      | <b>100%</b>   | <b>62,6</b>            | <b>17,4</b> | <b>9,3</b> | <b>4,7</b> | <b>6,1</b> |

The trend regarding the number of perpetrators during of the analyzed period:

- a single perpetrator: + 3,9%;
- two perpetrators: - 4,3%
- three perpetrators: + 15%;
- four perpetrators: - 65%
- five and more: - 60%

# Previous conviction

| 2007-2015     | Total number of convicted perpetrators for crimes against life and limb | Previous conviction | Out of which      |                            |                                      |
|---------------|---|---------------------|-------------------|----------------------------|--------------------------------------|
|               |   |                     | for same offences | for other type of offences | for same and other types of offences |
| <b>Total:</b> | <b>7900</b>   | <b>808</b>          | <b>292</b>        | <b>430</b>                 | <b>86</b>                            |
|               | <b>%</b>  | <b>10,2</b>         | <b>3,7</b>        | <b>5,4</b>                 | <b>1,1</b>                           |

# Regional distribution of violent crime



# Profile of an adult perpetrator

- male
- macedonian ethnicity
- single perpetrator
- living in the capital Skopje
- age of 30
- with secondary school
- unemployed

# Violent criminal offences committed by children in conflict with the law

- **Homicide** - 24 convicted children (23 murders, 1 Negligent homicide), only males
- **Physical assaults**

| Criminal offence           | Total convicted | %           | of which female | %           |
|----------------------------|-----------------|-------------|-----------------|-------------|
| Bodily injury              | 190             | 29,2        | 9               | 81,8        |
| Aggravated bodily injury   | 146             | 22,4        | 1               | 9,1         |
| Participation in an affray | 67              | 10,3        | 0               |             |
| Act of violence            | 248             | 38,1        | 1               | 9,1         |
| <b>Total:</b>              | <b>651</b>      | <b>100%</b> | <b>11</b>       | <b>100%</b> |

- **Three prison sentences; all others – educational measures**

## Ethnic structure

|               | Total convicted | Macedonians | Albanians   | Roma       | Turks      | Vlachs   | Serbs    | Others     | Unknown     |
|---------------|-----------------|-------------|-------------|------------|------------|----------|----------|------------|-------------|
| <b>Total:</b> | <b>452</b>      | <b>250</b>  | <b>79</b>   | <b>43</b>  | <b>15</b>  | <b>0</b> | <b>0</b> | <b>14</b>  | <b>51</b>   |
| <b>%</b>      | <b>100%</b>     | <b>55,3</b> | <b>17,5</b> | <b>9,5</b> | <b>3,3</b> | <b>0</b> | <b>0</b> | <b>3,1</b> | <b>11,3</b> |

## Family circumstances

| 2007-2015     | Total convicted | Living with both parents | One parent family | Not living with the parents | Living with spouse | Living with relatives | Living in educational institution | Living alone |
|---------------|-----------------|--------------------------|-------------------|-----------------------------|--------------------|-----------------------|-----------------------------------|--------------|
| <b>Total:</b> | <b>452</b>      | <b>349</b>               | <b>81</b>         | <b>11</b>                   | <b>2</b>           | <b>3</b>              | <b>5</b>                          | <b>1</b>     |
| <b>%</b>      | <b>100%</b>     | <b>77,2</b>              | <b>17,9</b>       | <b>2,4</b>                  | <b>0,4</b>         | <b>0,7</b>            | <b>1,1</b>                        | <b>0,2</b>   |

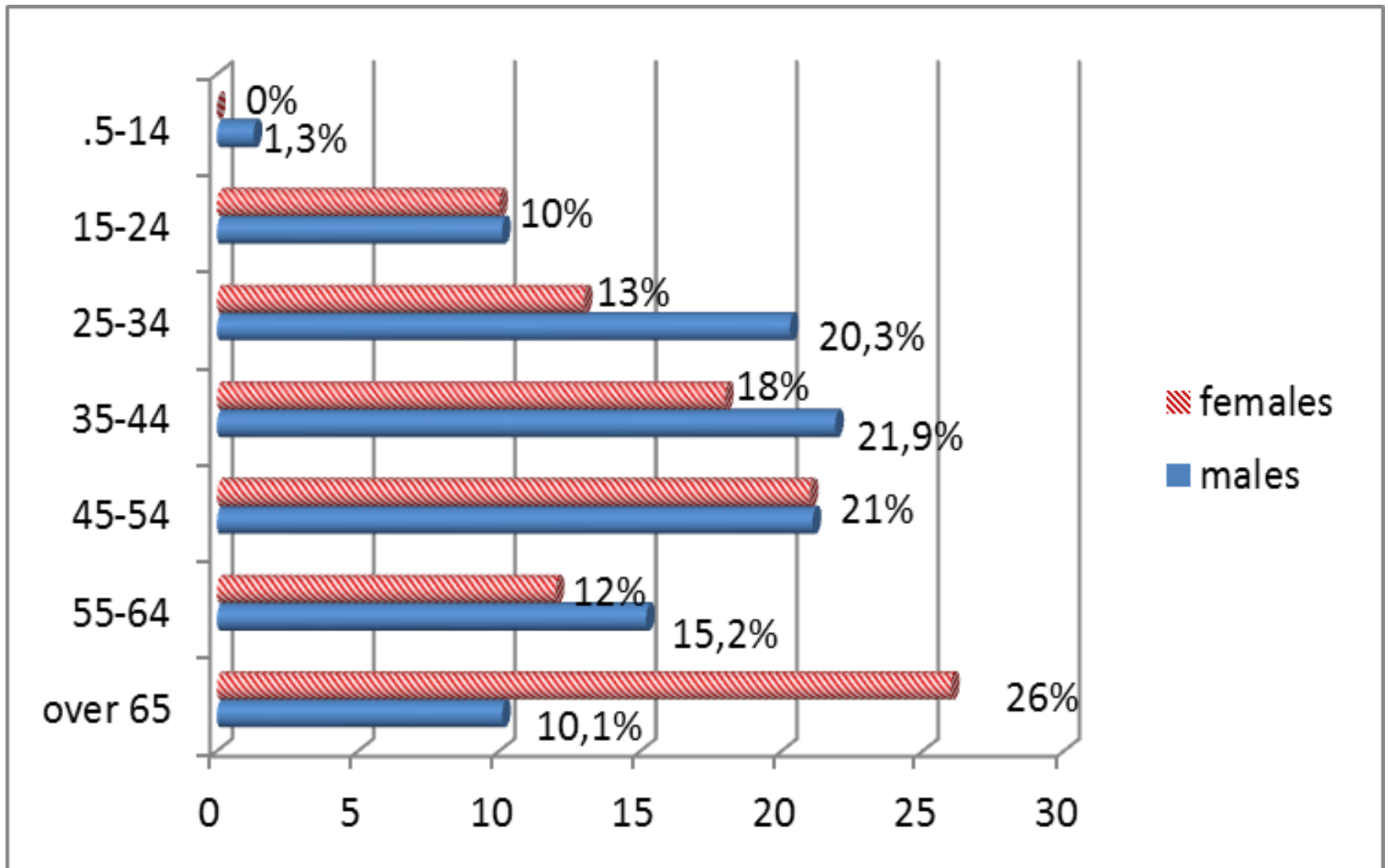
# Victims of violent crimes

## Gender and age of victims of murders

| 2007-2015     | Victims of unnatural death | of which<br>Victims of murders | Age of the victim |             |             |           |           |             |                     | % of female |
|---------------|----------------------------|--------------------------------|-------------------|-------------|-------------|-----------|-----------|-------------|---------------------|-------------|
|               |                            |                                | 5-14              | 15-24       | 25-34       | 35-44     | 45-54     | 55-64       | over 65 and unknown |             |
| <b>Total:</b> | <b>5211</b>                | <b>314</b>                     | <b>3</b>          | <b>32</b>   | <b>58</b>   | <b>66</b> | <b>66</b> | <b>45</b>   | <b>44</b>           |             |
| <b>%</b>      | <b>100%</b>                | <b>6%</b>                      |                   |             |             |           |           |             |                     |             |
|               |                            | <b>100%</b>                    | <b>1</b>          | <b>10,2</b> | <b>18,5</b> | <b>21</b> | <b>21</b> | <b>14,3</b> | <b>14</b>           | <b>25%</b>  |



# Age of the victims (in percentages)



# Conclusions

- There is a need of research through the court and prosecution files for gathering data that will enable deeper analyzes of the violent crimes in Macedonia
- Violent offences are at the third position right after property offences and offences against public traffic
- Offences of physical assaults are much more frequent
- Motives remain unknown
- Relations between offenders and victims, also
- No data regarding attempted murders
- No data regarding weapons and/or misuse of alcohol/drugs as reasons for committing violent crimes
- The victims are underestimated within official statistical reviews