



# BALKAN CRIMINOLOGY

Croatia in the Context of the  
ISR3D3 surveys in the Balkans

Reana Bezić

Member of the Max Planck Partner Group for 'Balkan Criminology'



# PRESENTATION OVERVIEW

- About the ISRD3 study in Croatia
- Conducting the ISRD3 study in Croatia
  - sampling
  - questionnaire and consent
  - organization of the study
  - obstacles and problems
- Results
- Future plans

# THE ISRD3 STUDY IN CROATIA

## about

- First time participating in the ISRD3 study
- City based sample: Zagreb and Varaždin
- Data collection:
  - First round: between April and May 2013, Second round: January 2014
- Data entering: end of May 2014
- Target group: 7th, 8th grade of primary school and 1st grade of secondary school (age range 12-16 years)
- Questionnaire: paper-and-pencil
- Under the leadership of Assist. Prof. Dr. Anna-Maria Getoš





# THE ISRD3 STUDY IN CROATIA

## sampling

- City based sample – two cities:
- Zagreb
  - capital city
  - large city - with the population of 792.875
  - 2 cycles: May 2013 and January 2014
  - random choice of primary and secondary schools
- Varaždin
  - medium city - with the population of 47.055
  - 1 cycle: April 2013
  - all primary schools and random choice of 3 secondary schools



# THE ISRD3 STUDY IN CROATIA

## questionnaire and consent

- Croatian version of the ISRD3 questionnaire
  - translation and back-translation
  - harmonization with translation from the region
  - verification in the target group
- Code of Ethics in Research involving Children
- Approval of the Ministry of Science from 26 March 2013
- Consent of school principals
- Active parental consent
- Consent of participants



# THE ISRD3 STUDY IN CROATIA

## conducting the study

- Time slots for surveying:
  - challenging: 28 schools, around 129 classes
- In the class:
  - present only supervisors
  - Research Protocol
  - consent of children (refused less than 1%)
  - ISRD3 survey Administration Form
  - interesting questions: Relewin, illegal downloading, smoking





# THE ISRD3 STUDY IN CROATIA

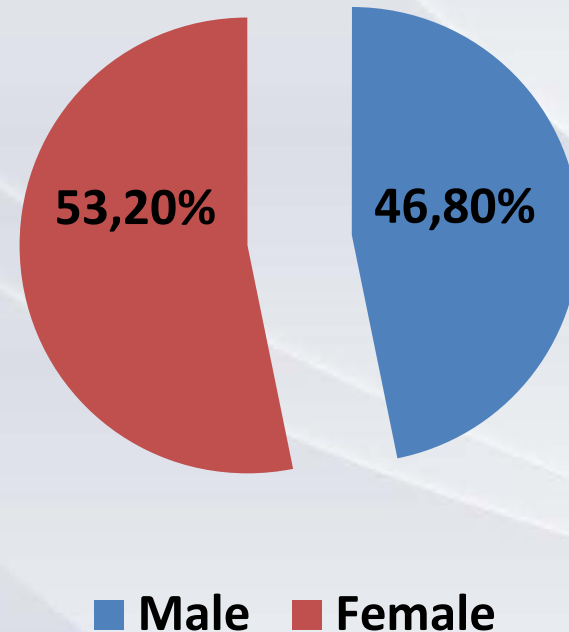
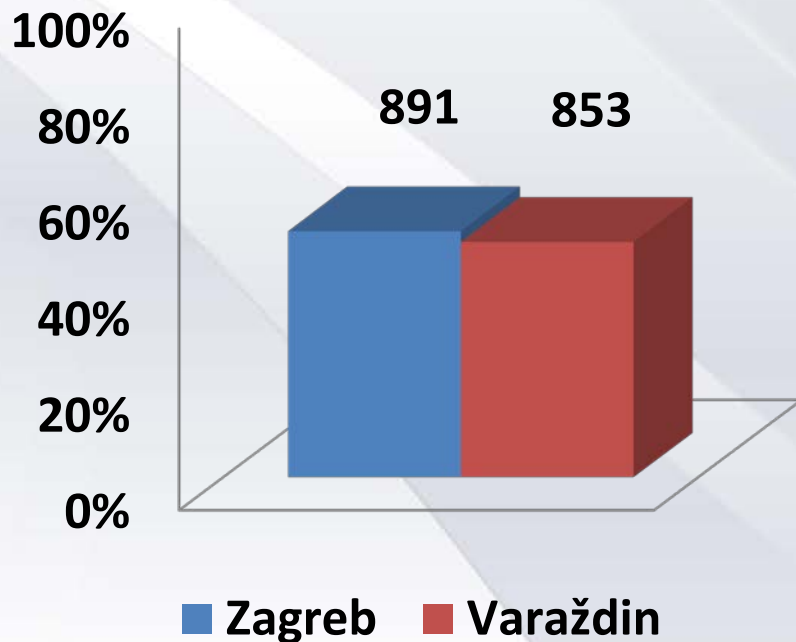
## obstacles and problems

- Fundings
- Cooperation with the local government- Zagreb
- Consent of school principals
- Active parental consent
- Time slots for surveying

# THE ISRD3 STUDY IN CROATIA

## results – sample characteristics

- **total sample (1744) and distribution by city and gender:**

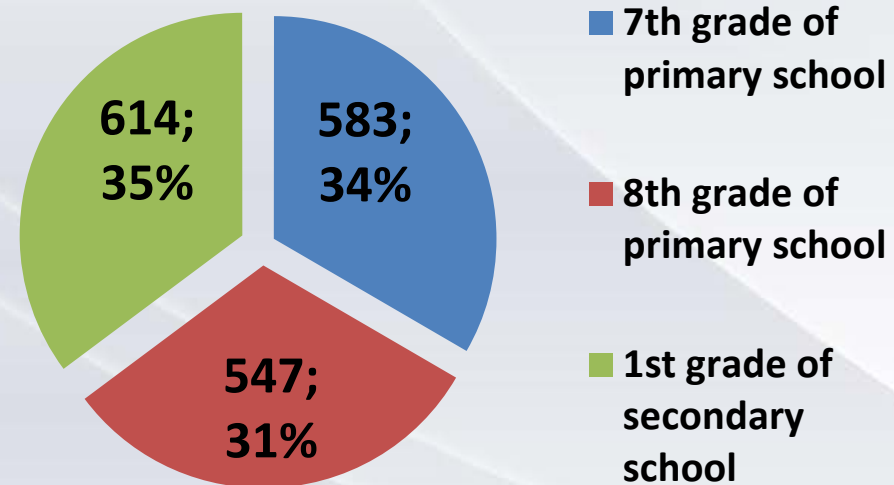
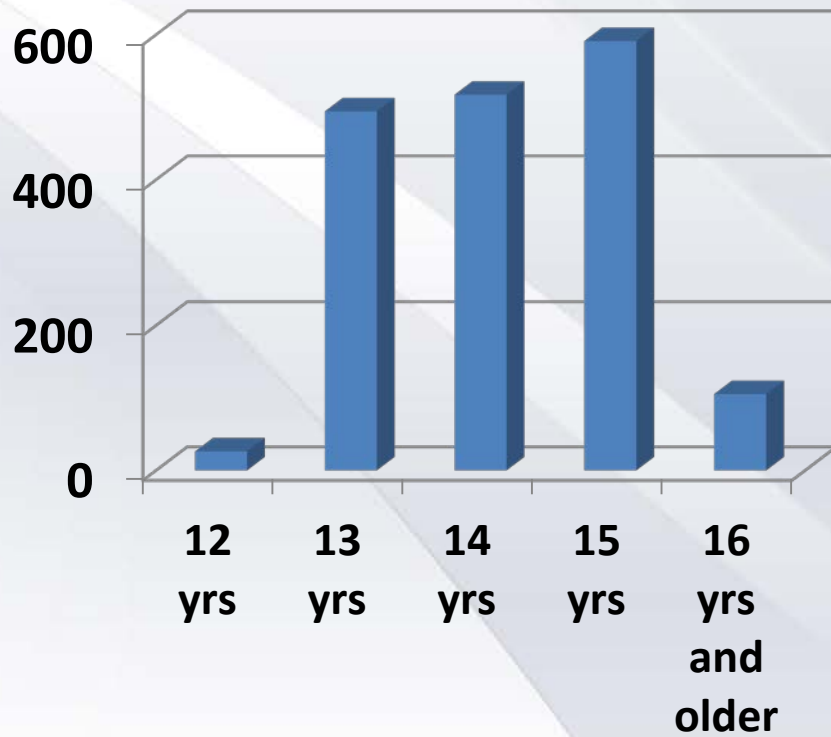




# THE ISRD3 STUDY IN CROATIA

## results - sample characteristics

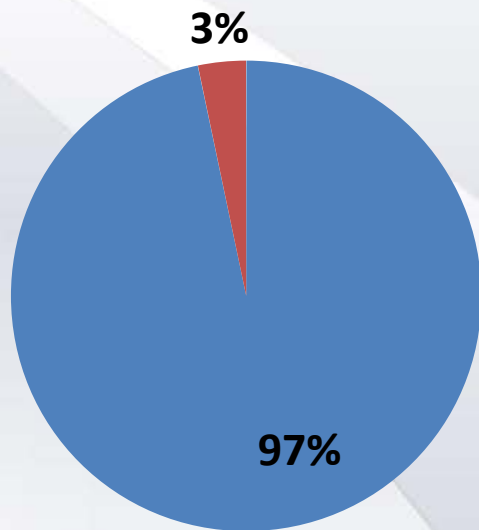
- age and grade:



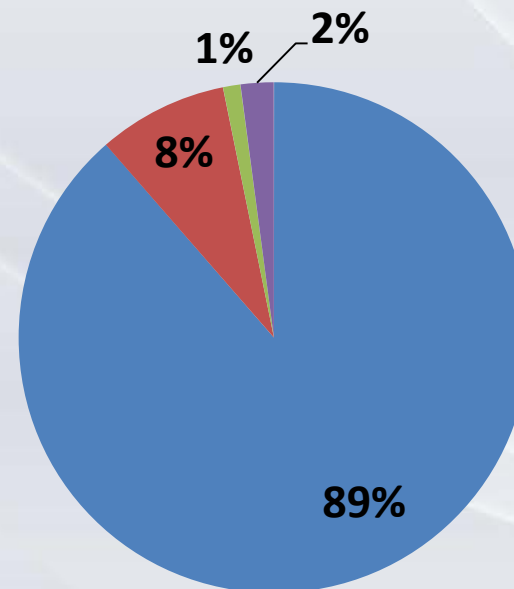
# THE ISRD3 STUDY IN CROATIA

## results - sample characteristics

- ethnic background and religion:



■ Natives  
■ Others



■ Roman Catholic  
■ Atheist or Agnostic  
■ Islam  
■ Others



# THE ISRD3 STUDY IN CROATIA

## results – self-reported delinquency

- Life-time and last year prevalence of self-reported delinquency

	Life time		Last year	
	%	% Missing	%	% Missing
Illegal downloading	<b>59.5</b>	0.7	<b>50.6</b>	7.9
Graffiti	<b>16.6</b>	0.7	<b>12.6</b>	1.4
Shoplifting	<b>10.8</b>	0.7	<b>6.3</b>	1.3
Vandalism	<b>7.8</b>	0.7	<b>6.5</b>	1.2
Group fight	<b>6.0</b>	0.9	<b>5.1</b>	1.4
Theft	<b>5.7</b>	0.9	<b>4.0</b>	1.2
Carrying a weapon	<b>4.1</b>	1.0	<b>3.5</b>	1.5
Drug dealing	<b>3.4</b>	1.5	<b>3.0</b>	1.8
Car break	<b>1.7</b>	0.9	<b>1.3</b>	1.1
Bicycle theft	<b>1.7</b>	0.9	<b>1.1</b>	1.1
Assault	<b>1.5</b>	0.9	<b>0.9</b>	1.1
Car/motor theft	<b>0.8</b>	0.9	<b>0.6</b>	1.0
Extortion	<b>0.7</b>	0.9	<b>0.5</b>	1.0
Burglary	<b>0.6</b>	0.9	<b>0.3</b>	1.0



# THE ISRD3 STUDY IN CROATIA

## results – self-reported delinquency

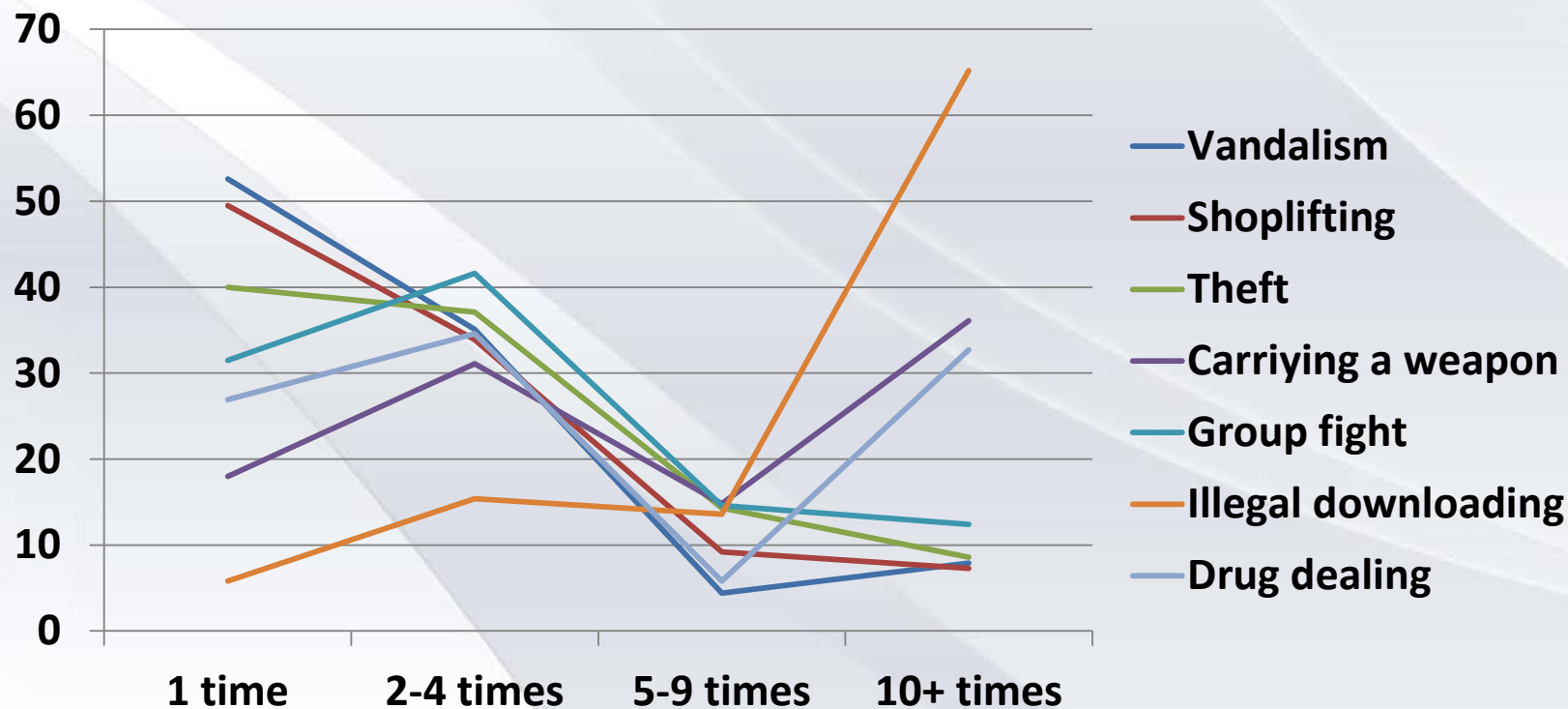
- Last year prevalence of self-reported delinquency

	Male %	Female %
Illegal downloading	51	49
<b>Graffiti</b>	<b>39,5</b>	<b>60,5</b>
Shoplifting	61,5	38,5
Vandalism	67,5	32,5
Group fight	78,7	21,3
Theft	57,1	42,9

# THE ISRD3 STUDY IN CROATIA

## results – self-repoted delinquency

- Frequency of self-reported delinquency during last year

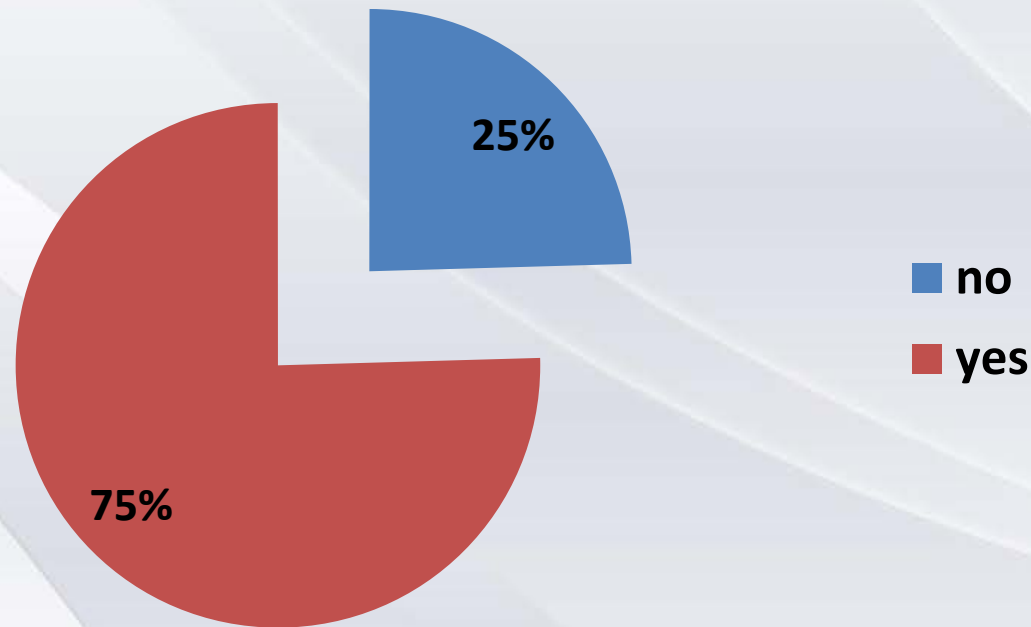




# THE ISRD3 STUDY IN CROATIA

## results - alcohol

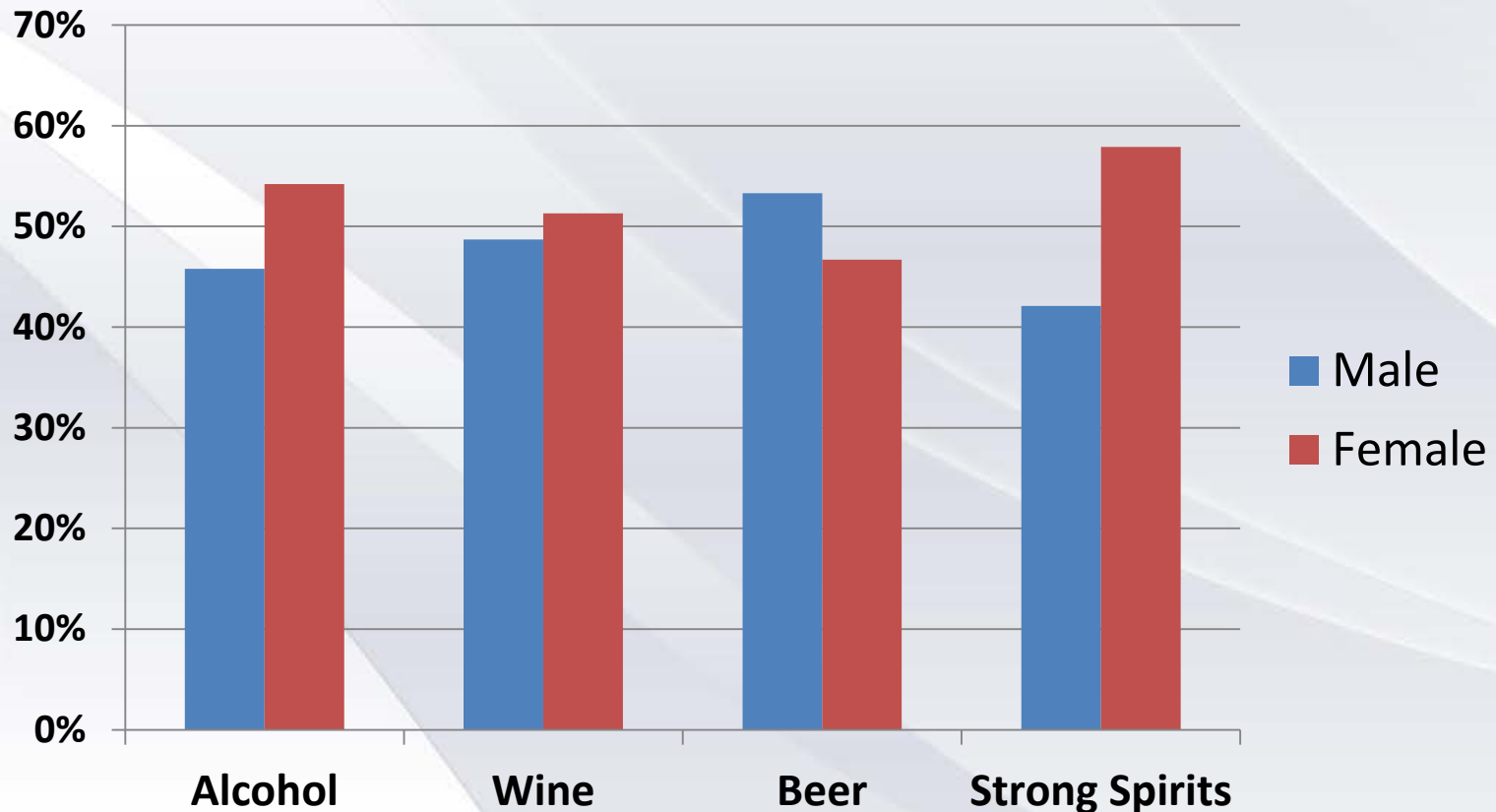
- **Life-time prevalence of alcohol consumption**



# THE ISRD3 STUDY IN CROATIA

## results - alcohol

- Prevalence of risk factors among gender





# THE ISRD3 STUDY IN CROATIA

## future plans

- Analysis of study results
- Publication of results
- Doctoral Research Project:
  - MPPG - RF II
  - comparison with other countries from Central – East Europe cluster
  - background analysis
  - data analysis
  - differences and similarities in offending
  - possible causes



Thank you for  
your attention!



BALKAN  
CRIMINOLOGY

[www.balkan-criminology.eu](http://www.balkan-criminology.eu) • [r.bezic@balkan-criminology.eu](mailto:r.bezic@balkan-criminology.eu)